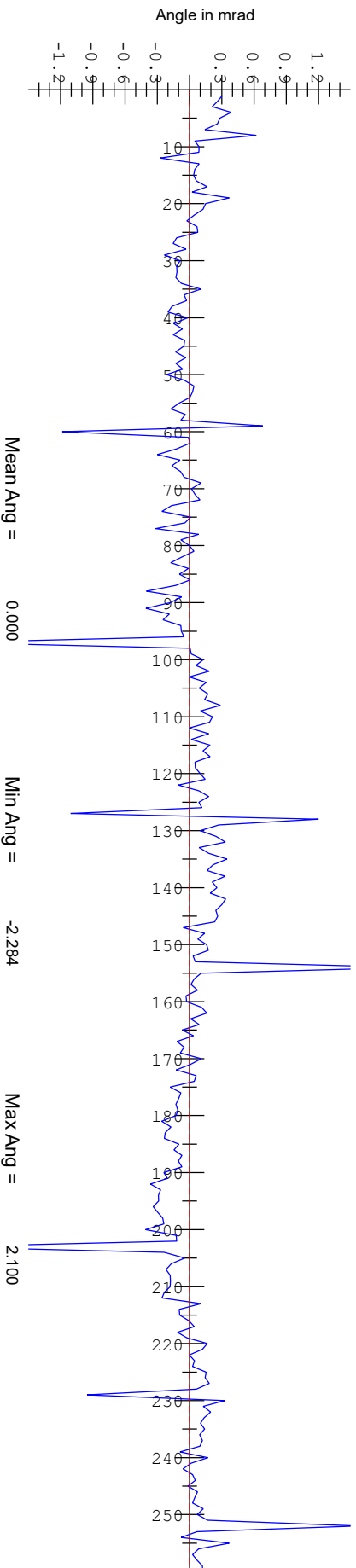


Included Angle Between Pole Tips

Pole Tip Num. ----->

Angle of Symmetry Line between Pole Tips to Tuning Gap ZX Plane



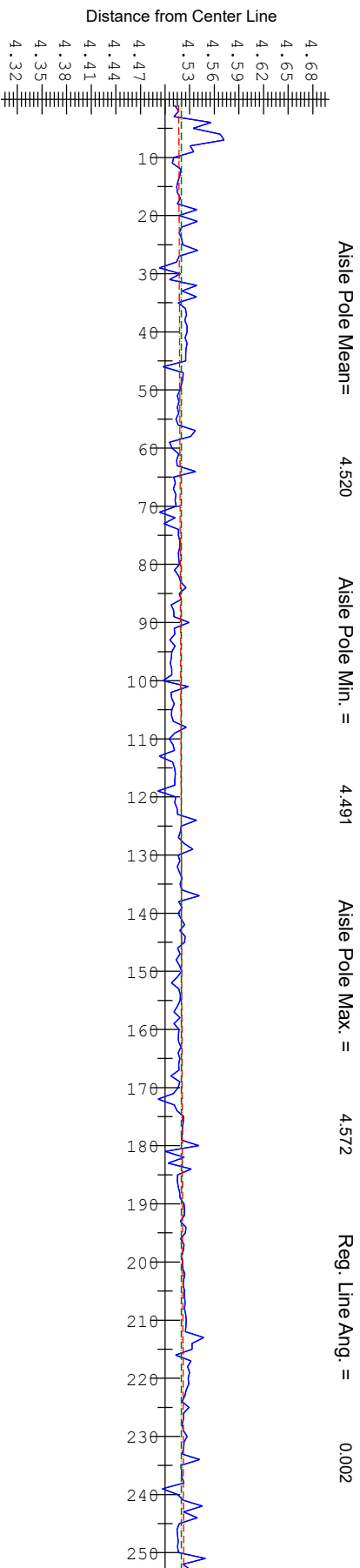
Dimensions in MM, Angles in Milliradians



HGVPU - Pole Tip Angles

Nominal Gap :	9.000	US Full :	9.0003	DS Full :	8.9993
Nom. Taper :	0.000	US Wall Half :	4.4997	DS Wall Half :	4.4983
		US Aisle Half :	4.4993	DS Aisle Half :	4.4997

S/N	: HXU_032
Date	: 18-AUG-2020
Data Set	: 0001
Run	: FINAL
Cam Pos.	: B

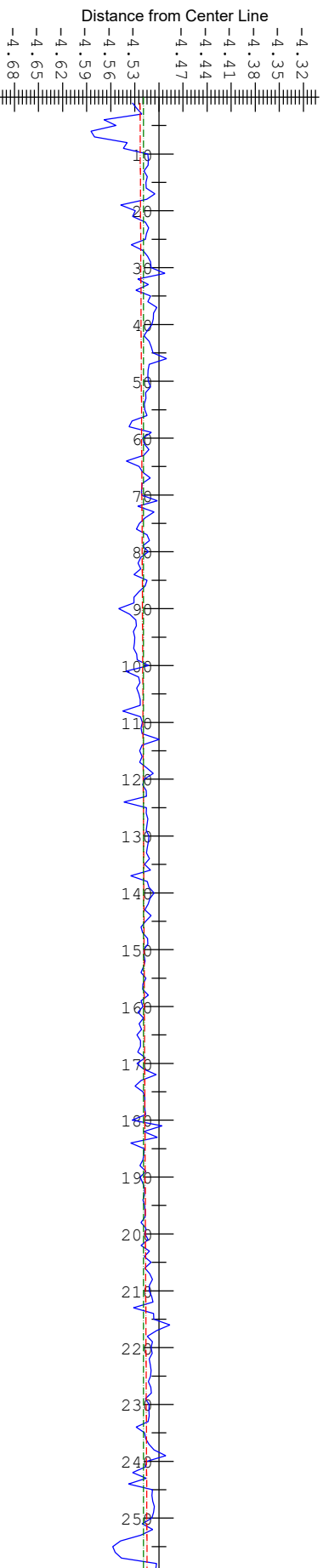


Pole Tip Num. ----->

Aisle Pole Tips at Nom. Beam Height

Blue = Pole Tip points
 Green = Mean line
 Red = Regression line thru points

Minimum Clearance Gap = 8.973



Girder centerline in reference to Pointed Magnets

Dimensions in MM, Angles in Milliradians

SLAC
NATIONAL ACCELERATOR LABORATORY
METROLOGY

HGVPU - Pole Tip Location from Girder Centerline

Nominal Gap :	9.000	US Full :	9.0003	DS Full :	8.9993
Nom. Taper :	0.000	US Wall Half :	4.4997	DS Wall Half :	4.4983
		US Aisle Half :	4.4993	DS Aisle Half :	4.4997

S/N	: HXU_032
Date	: 18-AUG-2020
Data Set	: 0001
Run	: FINAL
Cam Pos.	: B

Values Calculated from Regression Line End Points

Dimension	X Value	Y Value	Z Value	Calc. Value
US Aisle Pole Tip(1)	4.517	0.000	8.750	
US Wall Pole Tip(1)	-4.524	0.000	8.750	
US Sym. Pt.	-0.003			
US Gap				9.040
DS Aisle Pole Tip(260)	4.523	0.000	3375.750	
DS Wall Pole Tip(260)	-4.515	0.000	3375.750	
DS Sym. Pt.	0.004			
DS Gap				9.038
Taper				-0.002

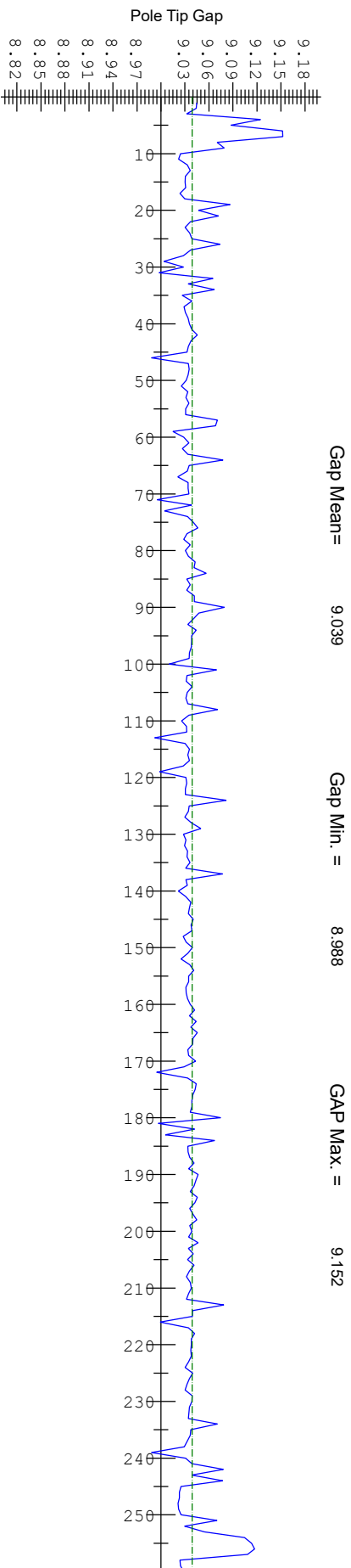
Dimensions in MM



HGVPU - Gap Calc. from Regression Line End Points

Nominal Gap :	9.000	US Full :	9.0003	DS Full :	8.9993
Nom. Taper :	0.000	US Wall Half :	4.4997	DS Wall Half :	4.4983
		US Aisle Half :	4.4993	DS Aisle Half :	4.4997

S/N	: HXU_032
Date	: 18-AUG-2020
Data Set	: 0001
Run	: FINAL
Cam Pos.	: B

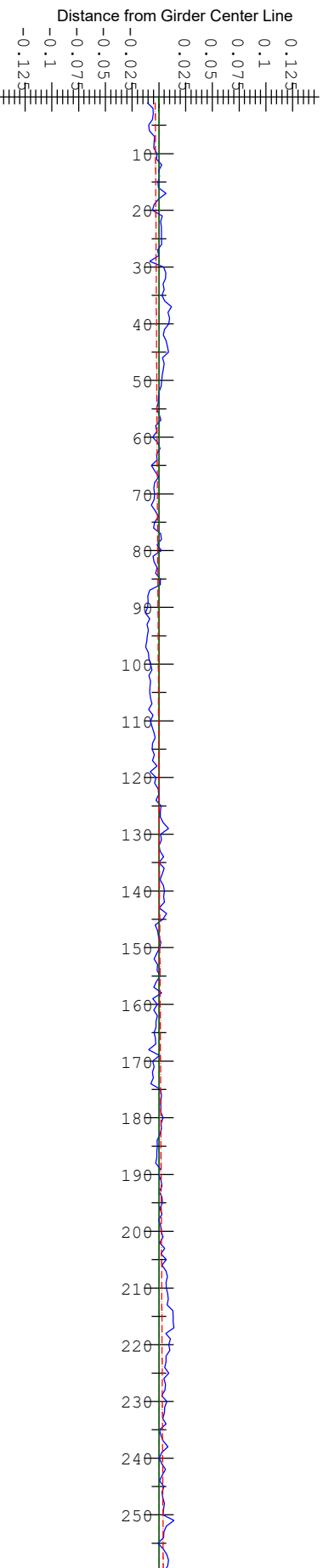


Pole Tip Gap at Nom. Beam Height

Pole Tip Num. ----->

Blue = Pole Tip points
 Green = Mean line
 Red = Regression line thru points

Pole Tip Symmetry Point at Nom. Beam Height



Girder centerline in reference to Pointed Magnets

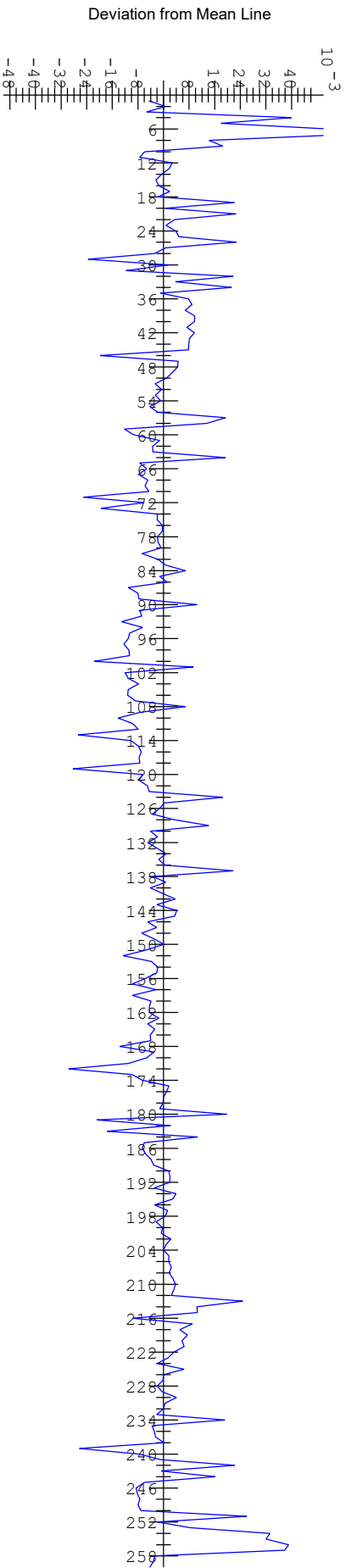
Dimensions in MM, Angles in Milliradians

SLAC
NATIONAL ACCELERATOR LABORATORY
METROLOGY

HGVPU - Pole Tip Gap and Symmetry Point Location

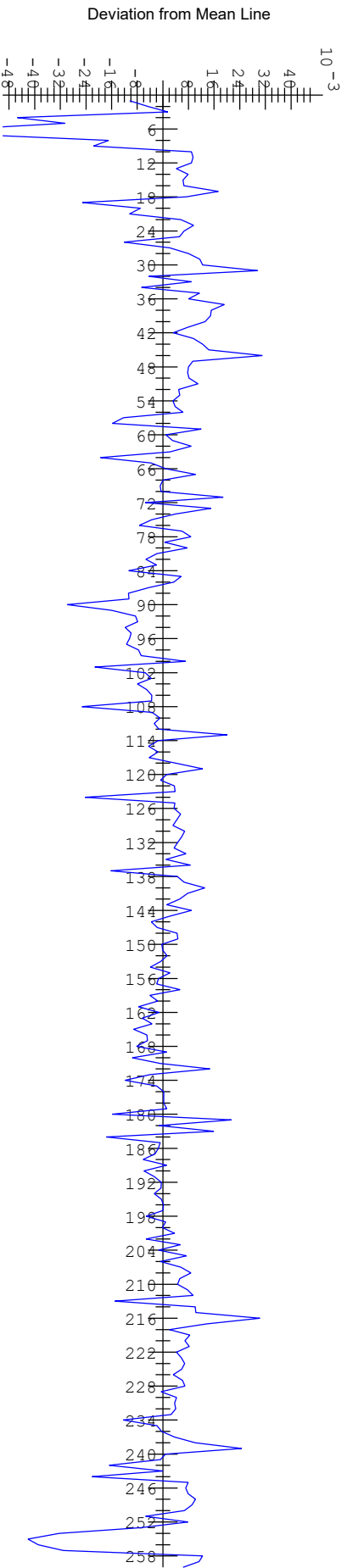
Nominal Gap :	9.000	US Full :	9.0003	DS Full :	8.9993
Nom. Taper :	0.000	US Wall Half :	4.4997	DS Wall Half :	4.4983
		US Aisle Half :	4.4993	DS Aisle Half :	4.4997

S/N	: HXU_032
Date	: 18-AUG-2020
Data Set	: 0001
Run	: FINAL
Cam Pos.	: B



Aisle Pole Tips

Wall Pole Tips



Pole Tip Deviations from Jaw Mean Lines when aligned to actual Gap Sym. Plane

Dimensions in MM



HGVPU - Pole Tip Deviation from Mean Line

Nominal Gap :	9.000	US Full :	9.0003	DS Full :	8.9993
Nom. Taper :	0.000	US Wall Half :	4.4997	DS Wall Half :	4.4983
		US Aisle Half :	4.4993	DS Aisle Half :	4.4997

S/N	: HXU_032
Date	: 18-AUG-2020
Data Set	: 0001
Run	: FINAL
Cam Pos.	: B