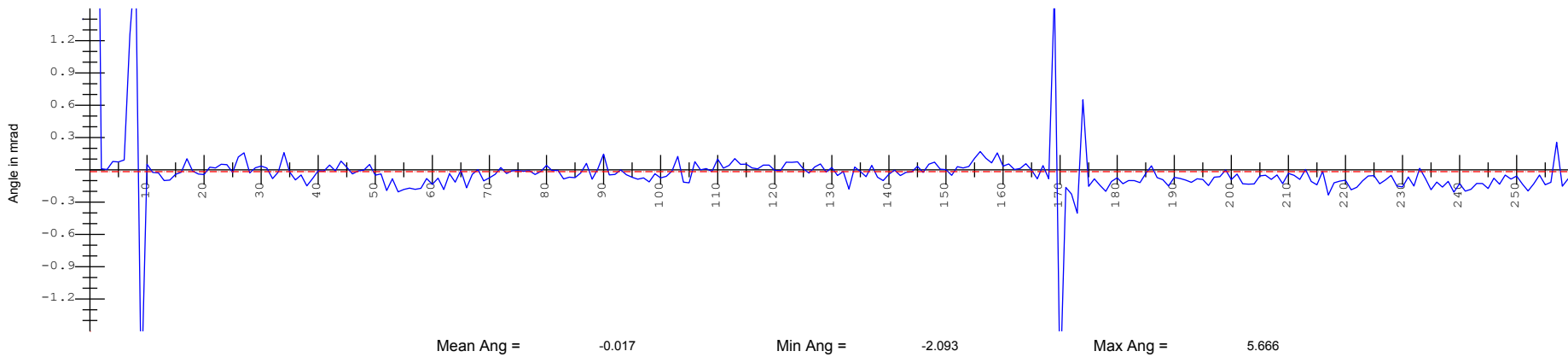


Included Angle Between Pole Tips

Pole Tip Num. ----->

Angle of Symmetry Line between Pole Tips to Tuning Gap ZX Plane



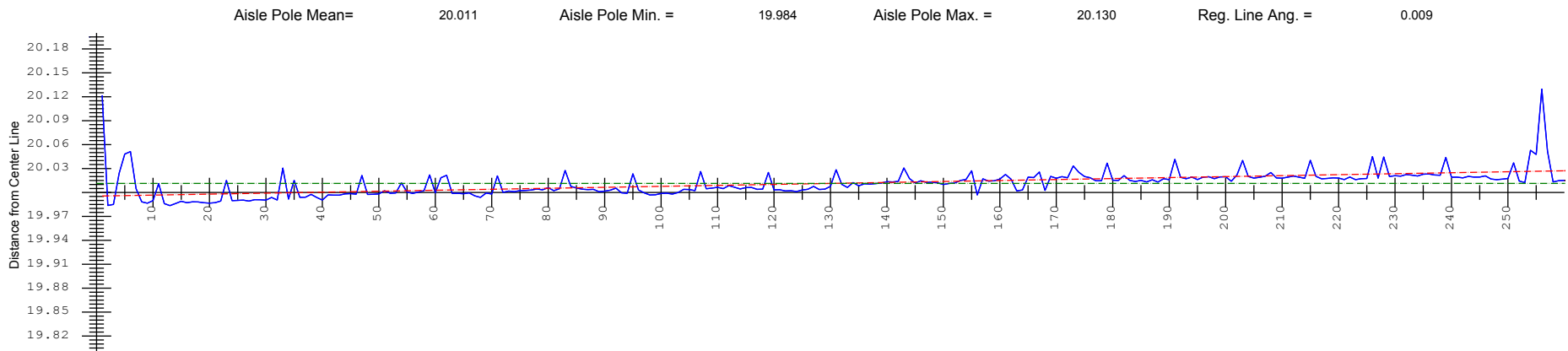
Dimensions in MM, Angles in Milliradians



HGVPU - Pole Tip Angles

Nominal Gap :	40.000	US Full :	40.0006	DS Full :	39.9997
Nom. Taper :	0.000	US Wall Half :	19.9909	DS Wall Half :	19.9893
		US Aisle Half :	19.9901	DS Aisle Half :	19.9900

S/N	: HXU_029
Date	: 06-NOV-2019
Data Set	: 0001
Run	: FINAL
Cam Pos.	: B



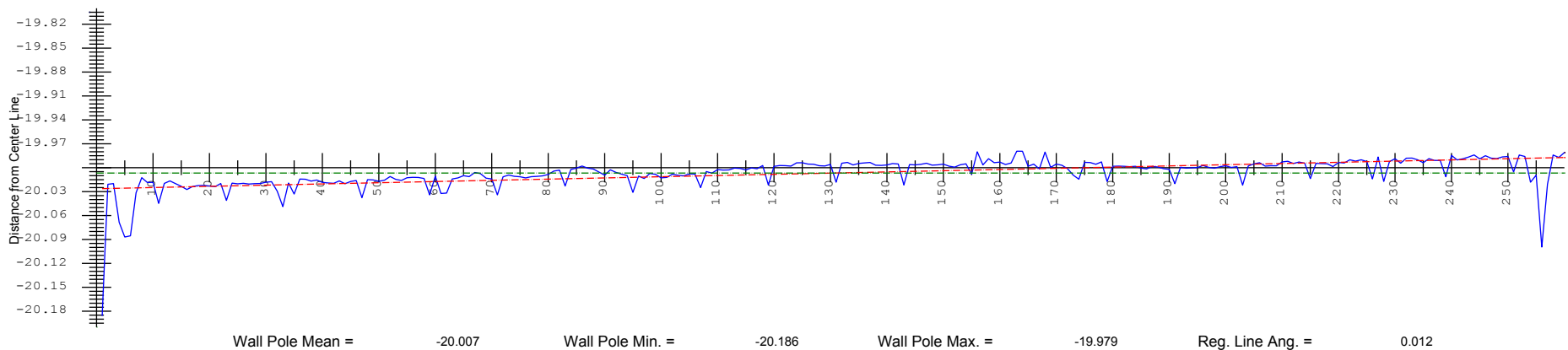
Aisle Pole Tips at Nom. Beam Height

Blue = Pole Tip points
 Green = Mean line
 Red = Regression line thru points

Pole Tip Num. ----->

Wall Pole Tips at Nom. Beam Height

Minimum Clearance Gap = 39.959



Girder centerline in reference to Pointed Magnets

Dimensions in MM, Angles in Milliradians



HGVPU - Pole Tip Location from Girder Centerline

Nominal Gap :	40.000	US Full :	40.0006	DS Full :	39.9997
Nom. Taper :	0.000	US Wall Half :	19.9909	DS Wall Half :	19.9893
		US Aisle Half :	19.9901	DS Aisle Half :	19.9900

S/N	: HXU_029
Date	: 06-NOV-2019
Data Set	: 0001
Run	: FINAL
Cam Pos.	: B

Values Calculated from Regression Line End Points

Dimension	X Value	Y Value	Z Value	Calc. Value
US Aisle Pole Tip(1)	19.996	0.000	8.750	
US Wall Pole Tip(1)	-20.026	0.000	8.750	
US Sym. Pt.	-0.015			
US Gap				40.022
DS Aisle Pole Tip(260)	20.027	0.000	3375.750	
DS Wall Pole Tip(260)	-19.987	0.000	3375.750	
DS Sym. Pt.	0.020			
DS Gap				40.014
Taper				-0.008

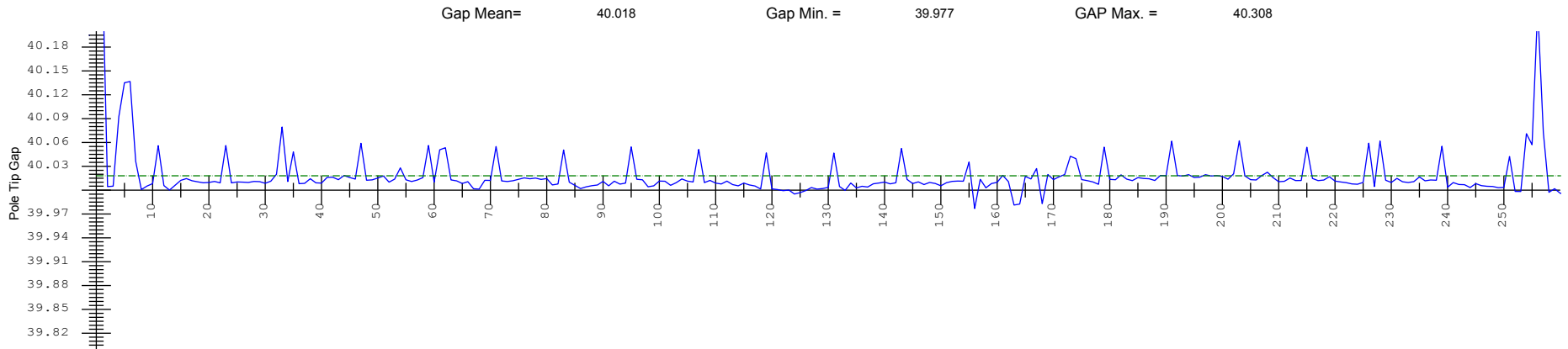
Dimensions in MM



HGVPU - Gap Calc. from Regression Line End Points

Nominal Gap :	40.000	US Full :	40.0006	DS Full :	39.9997
Nom. Taper :	0.000	US Wall Half :	19.9909	DS Wall Half :	19.9893
		US Aisle Half :	19.9901	DS Aisle Half :	19.9900

S/N	: HXU_029
Date	: 06-NOV-2019
Data Set	: 0001
Run	: FINAL
Cam Pos.	: B

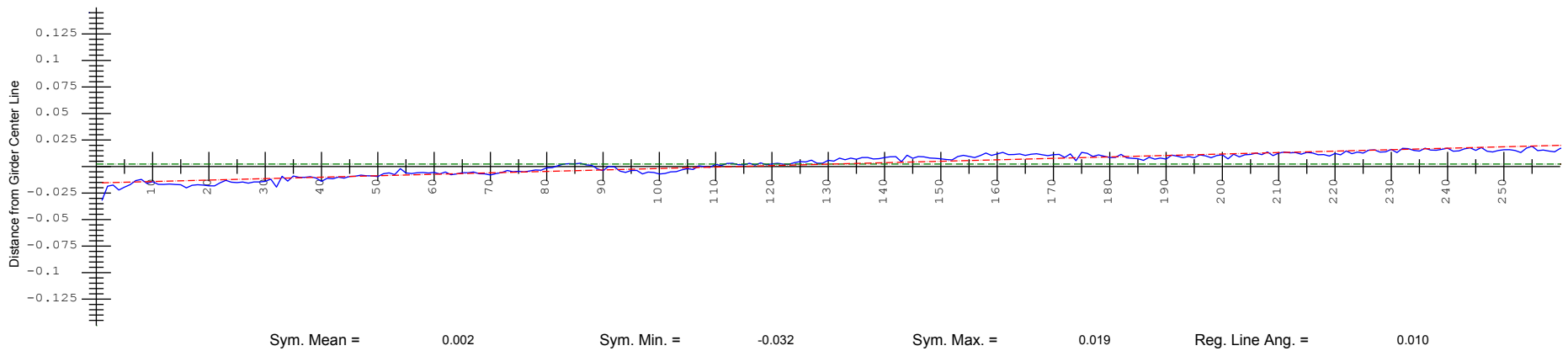


Pole Tip Gap at Nom. Beam Height

Blue = Pole Tip points
 Green = Mean line
 Red = Regression line thru points

Pole Tip Num. ----->

Pole Tip Symmetry Point at Nom. Beam Height



Girder centerline in reference to Pointed Magnets

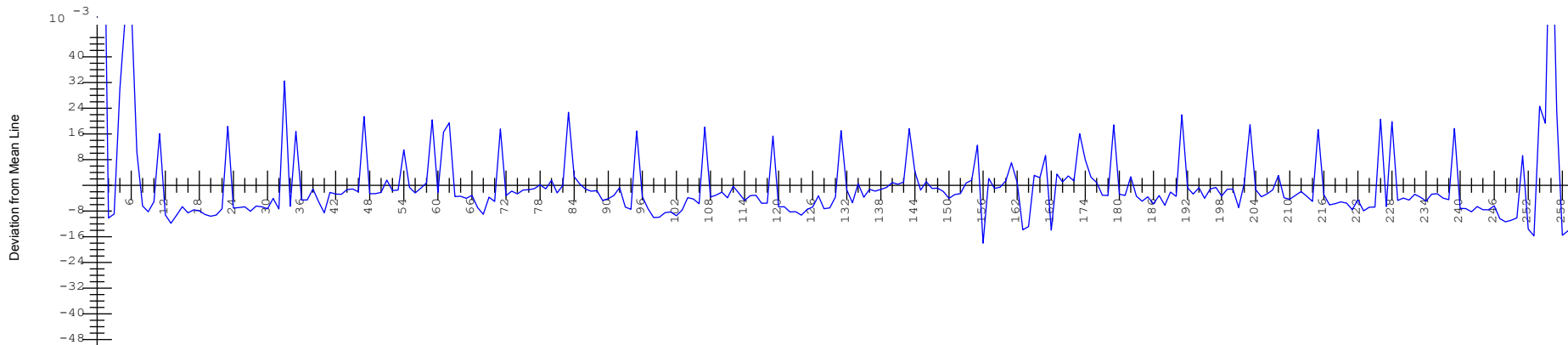
Dimensions in MM, Angles in Milliradians



HGVPU - Pole Tip Gap and Symmetry Point Location

Nominal Gap :	40.000	US Full :	40.0006	DS Full :	39.9997
Nom. Taper :	0.000	US Wall Half :	19.9909	DS Wall Half :	19.9893
		US Aisle Half :	19.9901	DS Aisle Half :	19.9900

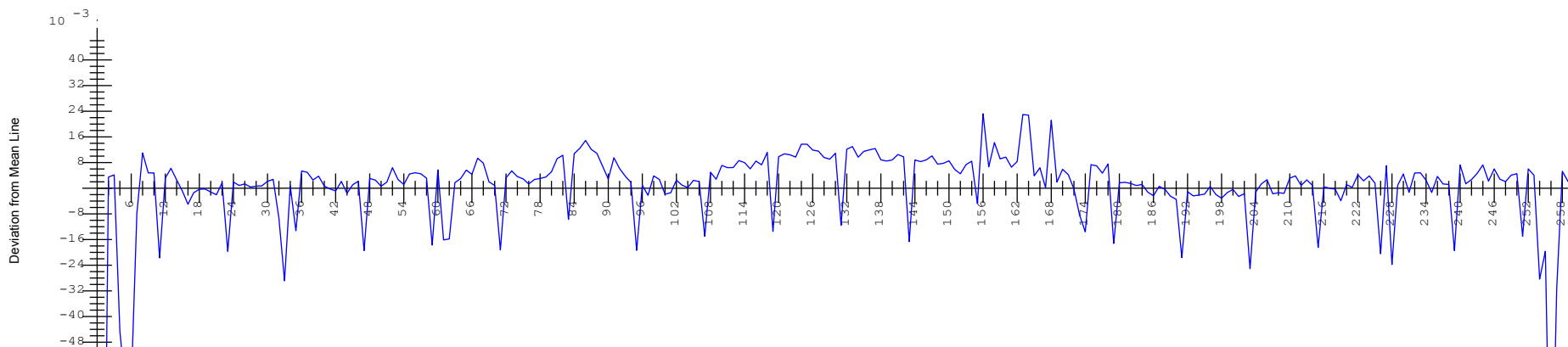
S/N	: HXU_029
Date	: 06-NOV-2019
Data Set	: 0001
Run	: FINAL
Cam Pos.	: B



Aisle Pole Tips

Pole Tip Num. ----->

Wall Pole Tips



Pole Tip Deviations from Jaw Mean Lines when aligned to actual Gap Sym. Plane

Dimensions in MM



HGVPU - Pole Tip Deviation from Mean Line

Nominal Gap :	40.000	US Full :	40.0006	DS Full :	39.9997
Nom. Taper :	0.000	US Wall Half :	19.9909	DS Wall Half :	19.9893
		US Aisle Half :	19.9901	DS Aisle Half :	19.9900

S/N	: HXU_029
Date	: 06-NOV-2019
Data Set	: 0001
Run	: FINAL
Cam Pos.	: B