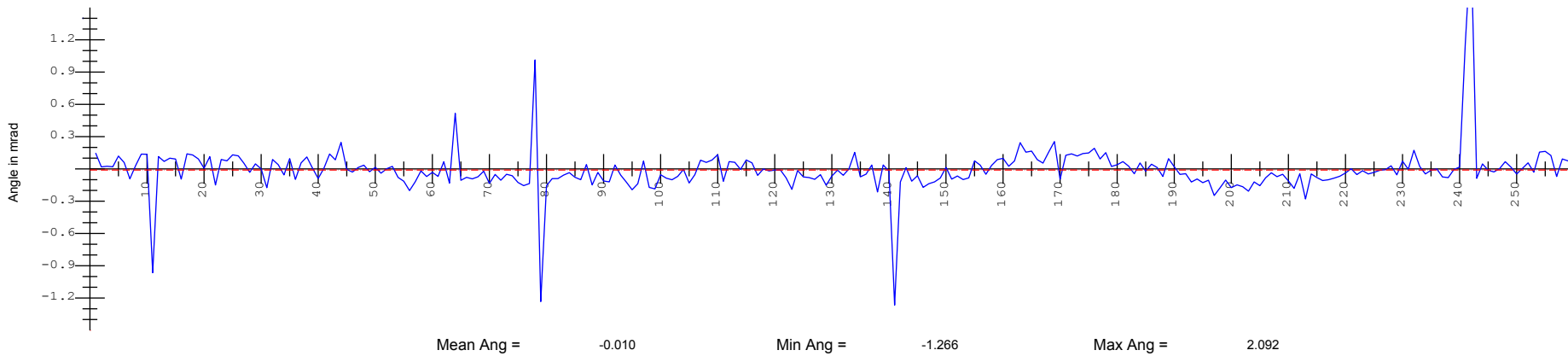


Included Angle Between Pole Tips

Pole Tip Num. ----->

Angle of Symmetry Line between Pole Tips to Tuning Gap ZX Plane



Dimensions in MM, Angles in Milliradians

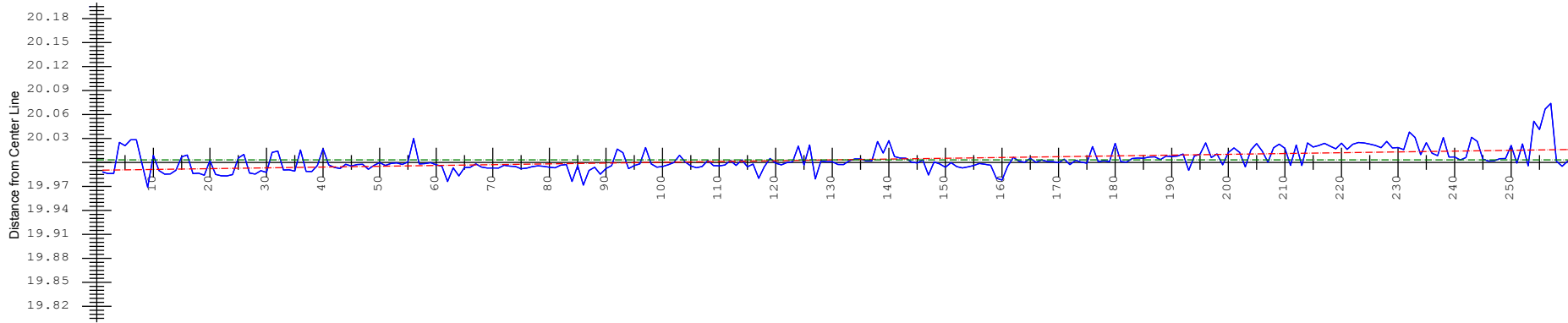


HGVPU - Pole Tip Angles

Nominal Gap :	40.000	US Full :	40.0005	DS Full :	40.0001
Nom. Taper :	0.000	US Wall Half :	19.9912	DS Wall Half :	19.9929
		US Aisle Half :	19.9932	DS Aisle Half :	19.9924

S/N	: HXU_008
Date	: 12-NOV-2019
Data Set	: 0001
Run	: FINAL
Cam Pos.	: B

Aisle Pole Mean = 20.003 Aisle Pole Min. = 19.969 Aisle Pole Max. = 20.074 Reg. Line Ang. = 0.008



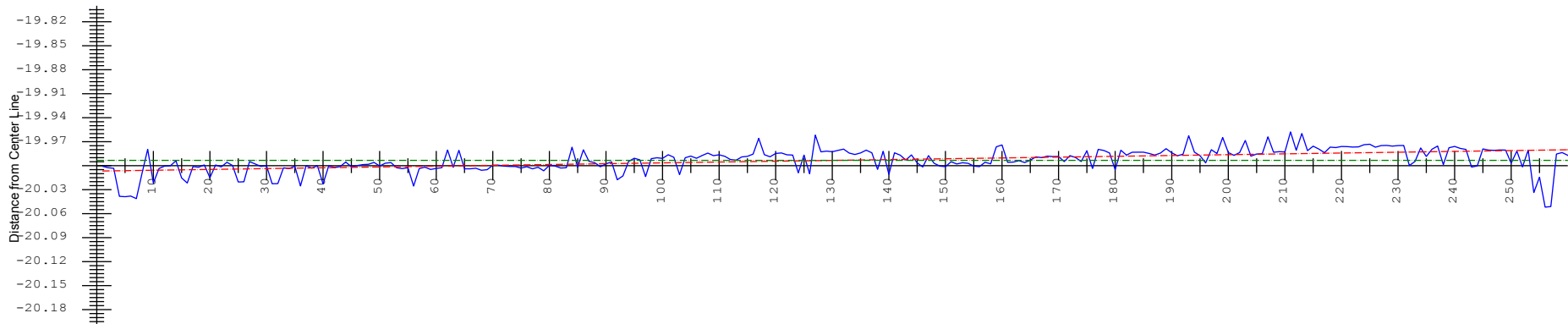
Aisle Pole Tips at Nom. Beam Height

Blue = Pole Tip points
Green = Mean line
Red = Regression line thru points

Pole Tip Num. ----->

Wall Pole Tips at Nom. Beam Height

Minimum Clearance Gap = 39.915



Wall Pole Mean = -19.993 Wall Pole Min. = -20.052 Wall Pole Max. = -19.958 Reg. Line Ang. = 0.008

Girder centerline in reference to Pointed Magnets

Dimensions in MM, Angles in Milliradians



HGVPU - Pole Tip Location from Girder Centerline

Nominal Gap :	40.000	US Full :	40.0005	DS Full :	40.0001
Nom. Taper :	0.000	US Wall Half :	19.9912	DS Wall Half :	19.9929
		US Aisle Half :	19.9932	DS Aisle Half :	19.9924

S/N	: HXU_008
Date	: 12-NOV-2019
Data Set	: 0001
Run	: FINAL
Cam Pos.	: B

Values Calculated from Regression Line End Points

Dimension	X Value	Y Value	Z Value	Calc. Value
US Aisle Pole Tip(1)	19.990	0.000	8.750	
US Wall Pole Tip(1)	-20.007	0.000	8.750	
US Sym. Pt.	-0.008			
US Gap				39.997
DS Aisle Pole Tip(260)	20.016	0.000	3375.750	
DS Wall Pole Tip(260)	-19.980	0.000	3375.750	
DS Sym. Pt.	0.018			
DS Gap				39.996
Taper				-0.001

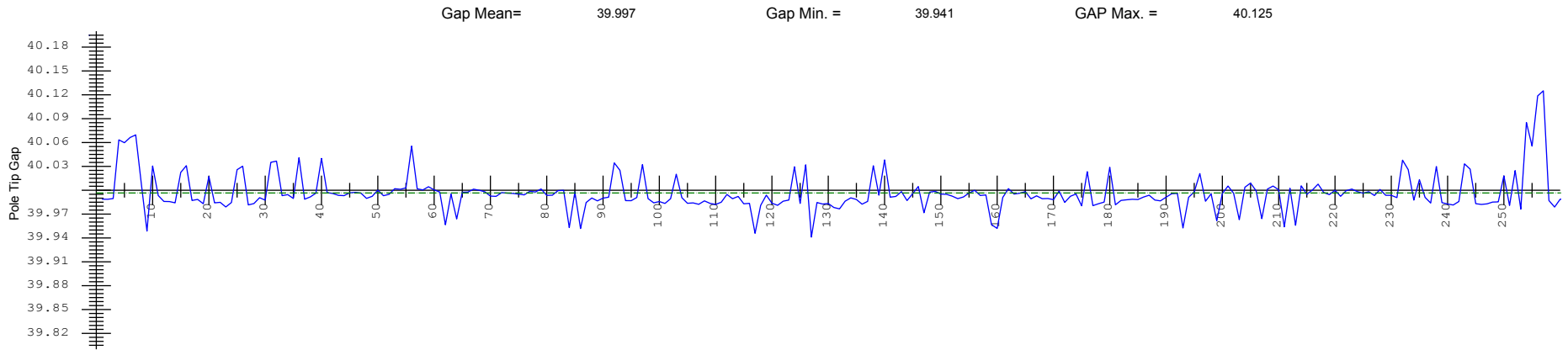
Dimensions in MM



HGVPU - Gap Calc. from Regression Line End Points

Nominal Gap :	40.000	US Full :	40.0005	DS Full :	40.0001
Nom. Taper :	0.000	US Wall Half :	19.9912	DS Wall Half :	19.9929
		US Aisle Half :	19.9932	DS Aisle Half :	19.9924

S/N	: HXU_008
Date	: 12-NOV-2019
Data Set	: 0001
Run	: FINAL
Cam Pos.	: B

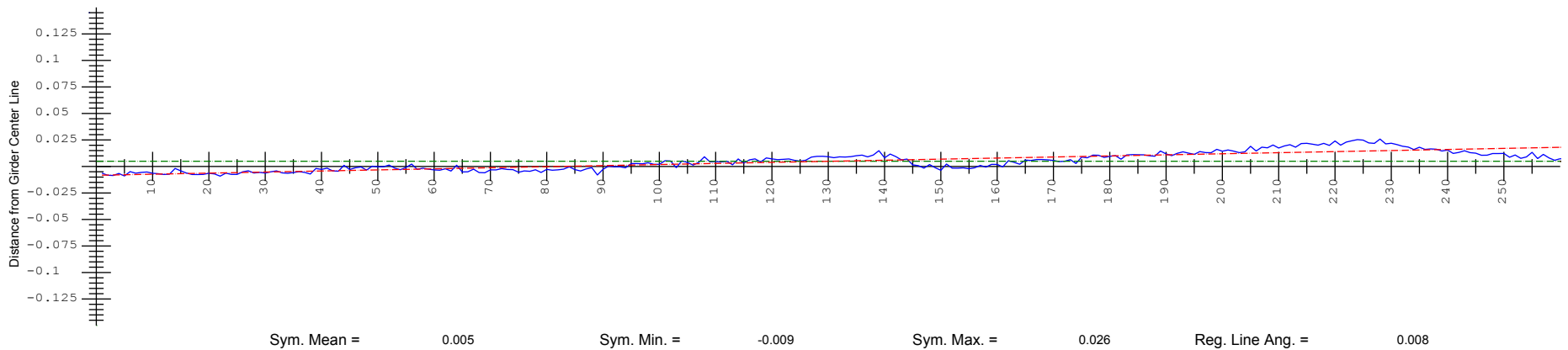


Pole Tip Gap at Nom. Beam Height

Blue = Pole Tip points
 Green = Mean line
 Red = Regression line thru points

Pole Tip Num. ----->

Pole Tip Symmetry Point at Nom. Beam Height



Girder centerline in reference to Pointed Magnets

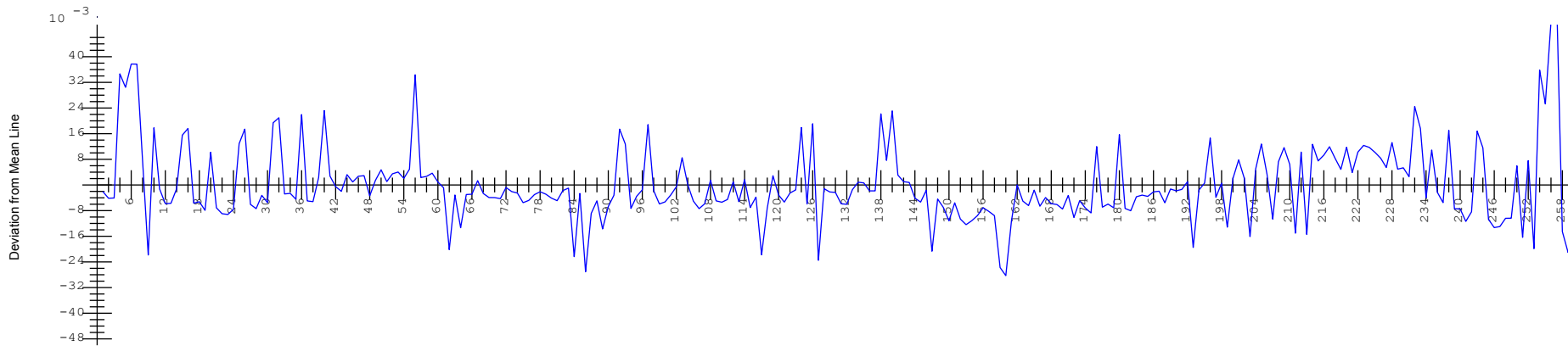
Dimensions in MM, Angles in Milliradians



HGVPU - Pole Tip Gap and Symmetry Point Location

Nominal Gap :	40.000	US Full :	40.0005	DS Full :	40.0001
Nom. Taper :	0.000	US Wall Half :	19.9912	DS Wall Half :	19.9929
		US Aisle Half :	19.9932	DS Aisle Half :	19.9924

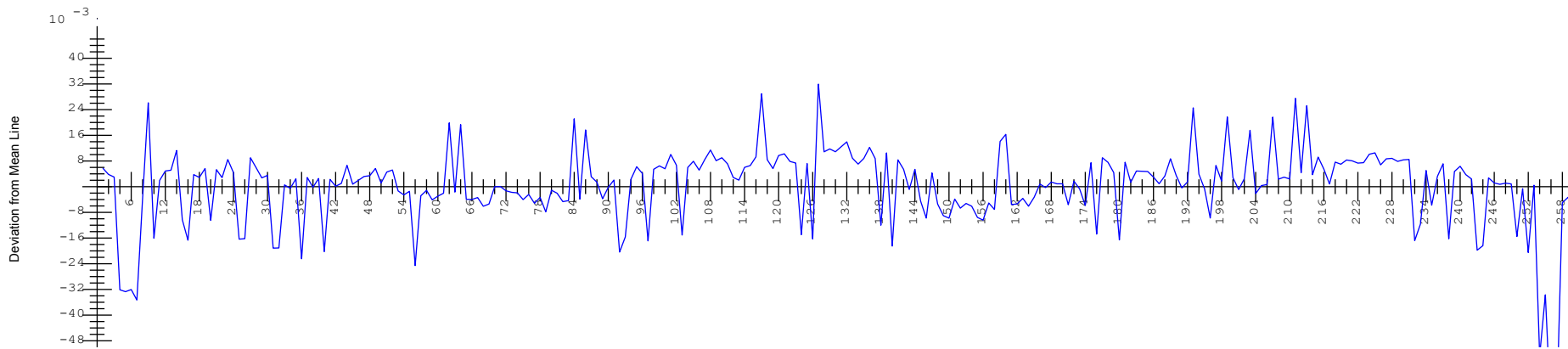
S/N	: HXU_008
Date	: 12-NOV-2019
Data Set	: 0001
Run	: FINAL
Cam Pos.	: B



Aisle Pole Tips

Pole Tip Num. ----->

Wall Pole Tips



Pole Tip Deviations from Jaw Mean Lines when aligned to actual Gap Sym. Plane

Dimensions in MM



HGVPU - Pole Tip Deviation from Mean Line

Nominal Gap :	40.000	US Full :	40.0005	DS Full :	40.0001
Nom. Taper :	0.000	US Wall Half :	19.9912	DS Wall Half :	19.9929
		US Aisle Half :	19.9932	DS Aisle Half :	19.9924

S/N	: HXU_008
Date	: 12-NOV-2019
Data Set	: 0001
Run	: FINAL
Cam Pos.	: B