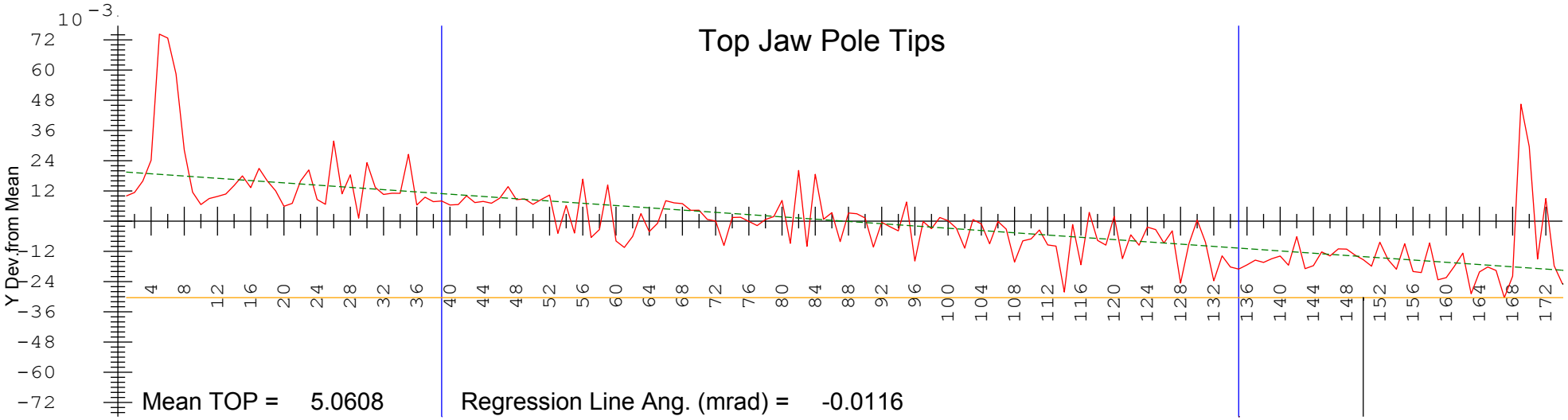

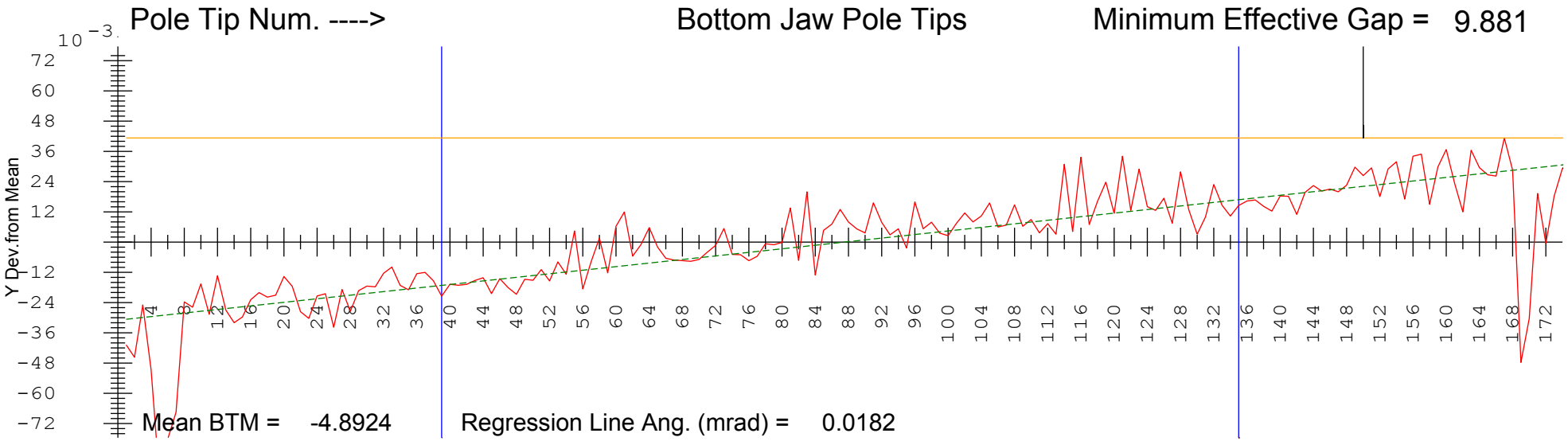

Y Value Scales Centered on Mean Values

Step Between Measured Pole Tips = 1

Regression Line Through Points =----------

Dimensions in mm

SLAC NATIONAL ACCELERATOR LABORATORY
METROLOGY

LCLS II - SXR Undulator

Nominal Gap = 10 Nominal Taper = -0.100

Gap Reading = 9.9500 US Encoder = 10.0000 DS Encoder = 9.9000

19-OCT-2018
S/N = 015
D/S= 0001
Run= 9

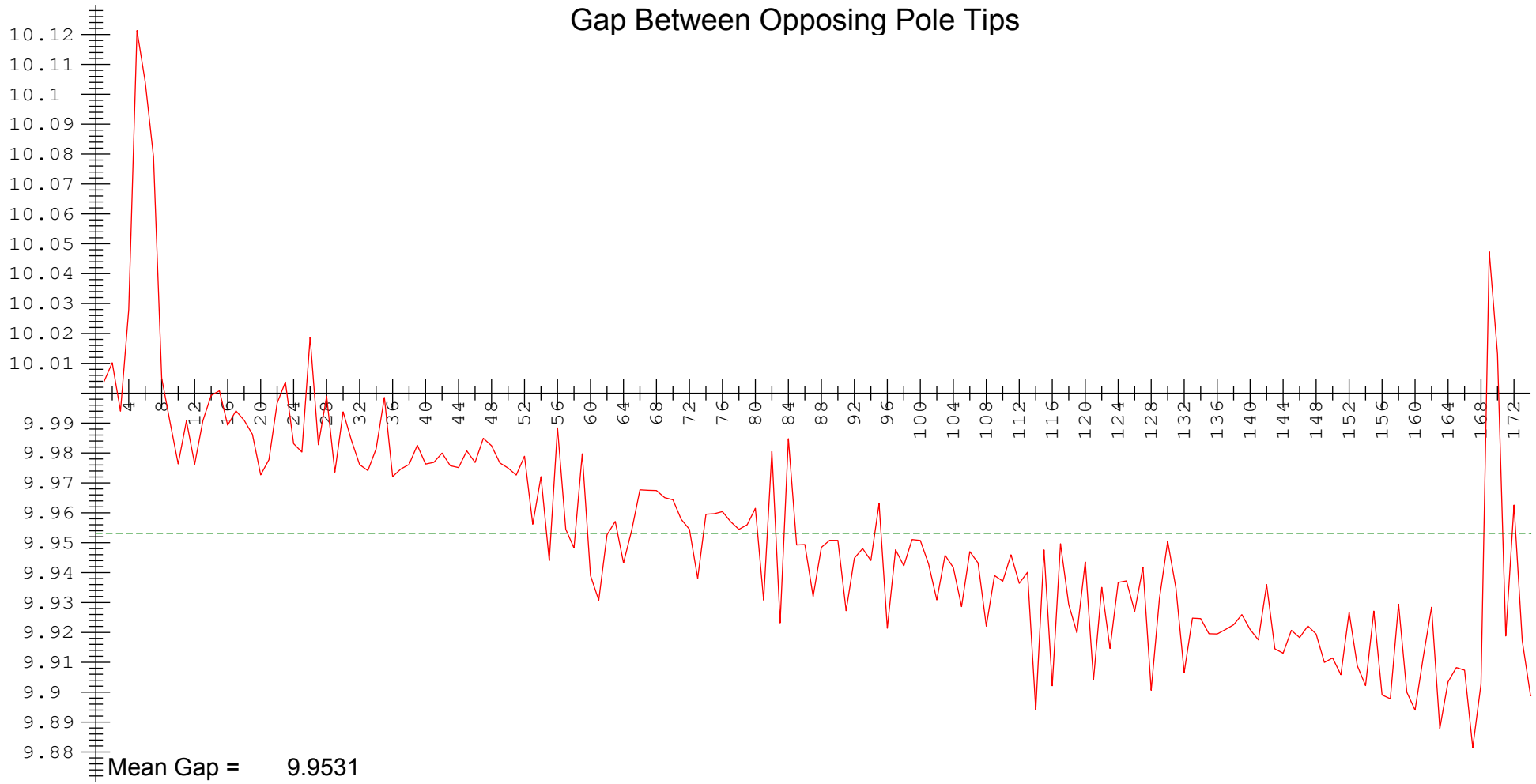

Step Between Measured Pole Tips = 1

Dimensions in mm

SLAC NATIONAL ACCELERATOR LABORATORY
METROLOGY

LCLS II - SXR Undulator

Nominal Gap = 10 Nominal Taper = -0.100

Gap Reading = 9.9500 US Encoder = 10.0000 DS Encoder = 9.9000

19-OCT-2018
S/N = 015
D/S= 0001
Run= 9

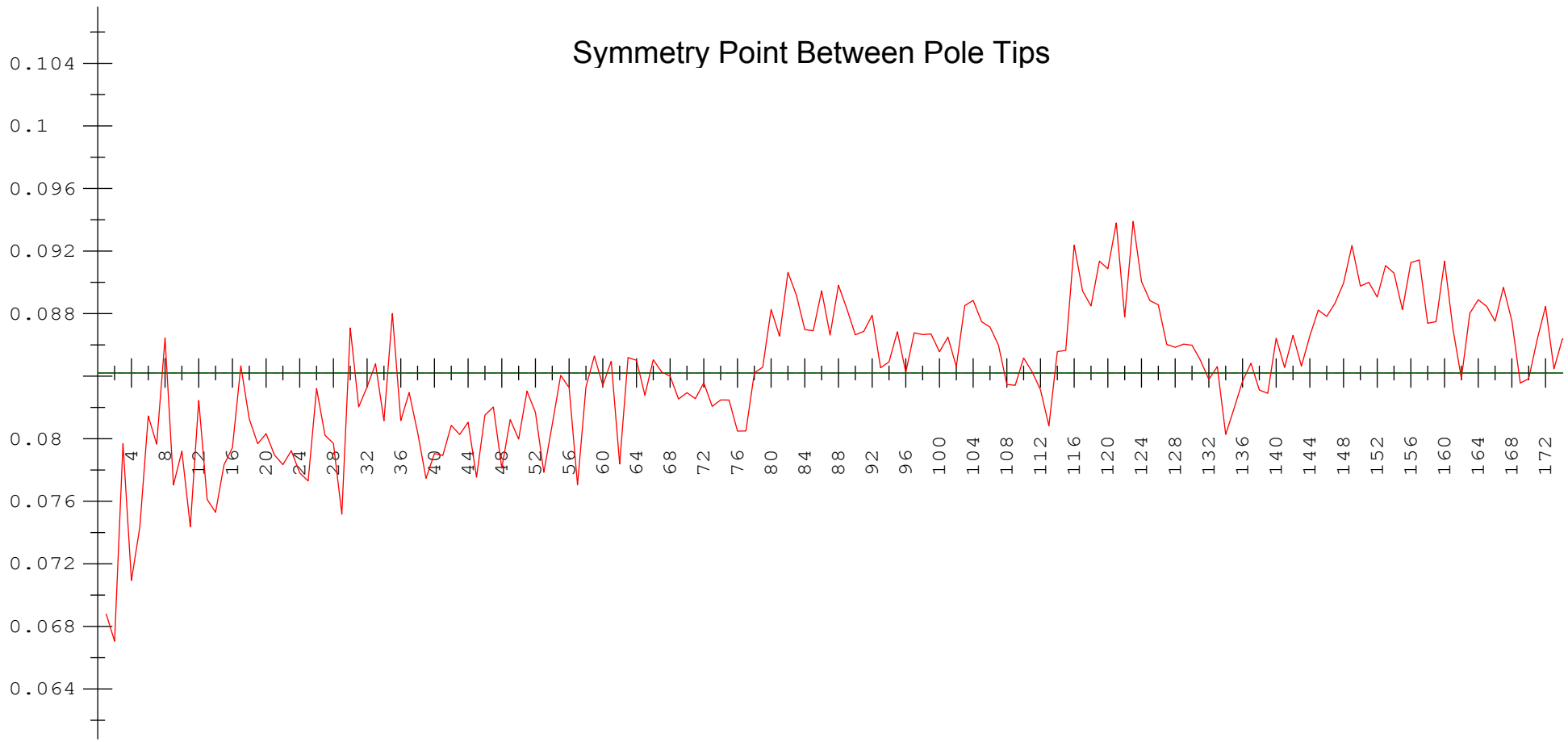

Mean Symmetry Value = 0.0842

Step Between Measured Pole Tips = 1

Dimensions in mm

SLAC NATIONAL ACCELERATOR LABORATORY
METROLOGY

LCLS II - SXR Undulator

Nominal Gap = 10 Nominal Taper = -0.100

Gap Reading = 9.9500 US Encoder = 10.0000 DS Encoder = 9.9000

19-OCT-2018
S/N = 015
D/S= 0001
Run= 9

Top and Bottom Jaw
Regression Line Intersect Points

Jaw	First Pole (Pole 1)	US Actuator (Pole 39)	DS Actuator (Pole 135)	Last Pole (Pole 174)
Top	5.0803	5.0717	5.0501	5.0413
Bottom	-4.9230	-4.9095	-4.8756	-4.8617
Gap	10.0033			9.9030
Taper				-0.1002

Summary of Mean Values

Top Jaw Poles	Btm. Jaw Poles	Gap Values	Sym. Pt. Values
5.0608	-4.8924	9.9531	0.0842

Additional Calculated Values

Bottom Pole #1 Z Value	980.397
Top Jaw Pitch (mrad)	-0.012
Bottom Jaw Pitch(mrad)	0.018
Minimum Effective Gap	9.881
Reference Block Gap	6.806

Dimensions in mm

SLAC NATIONAL ACCELERATOR LABORATORY
METROLOGY

LCLS II - SXR Undulator

Nominal Gap = 10 Nominal Taper = -0.100

Gap Reading = 9.9500 US Encoder = 10.0000 DS Encoder = 9.9000

19-OCT-2018
S/N = 015
D/S= 0001
Run= 9