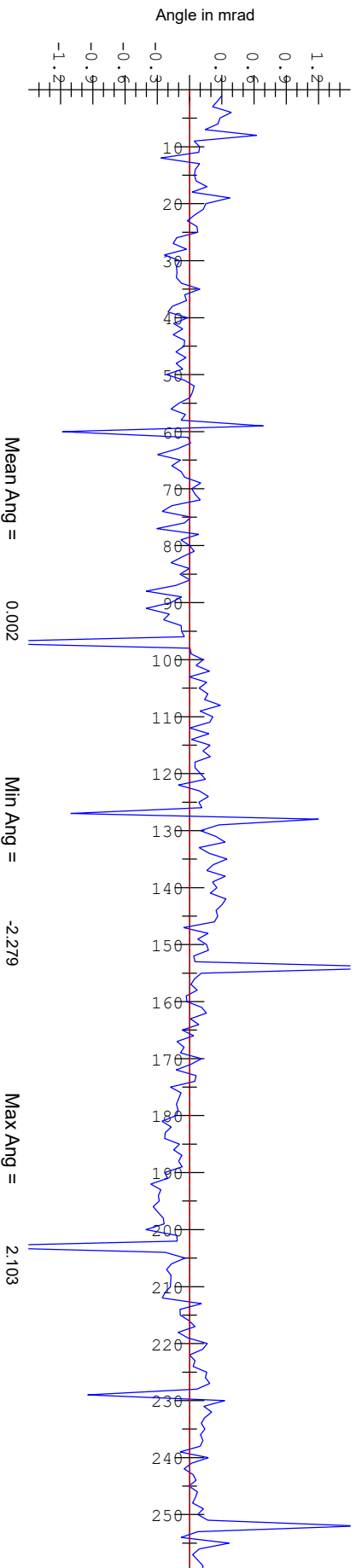


Included Angle Between Pole Tips

Pole Tip Num. ----->

Angle of Symmetry Line between Pole Tips to Tuning Gap ZX Plane



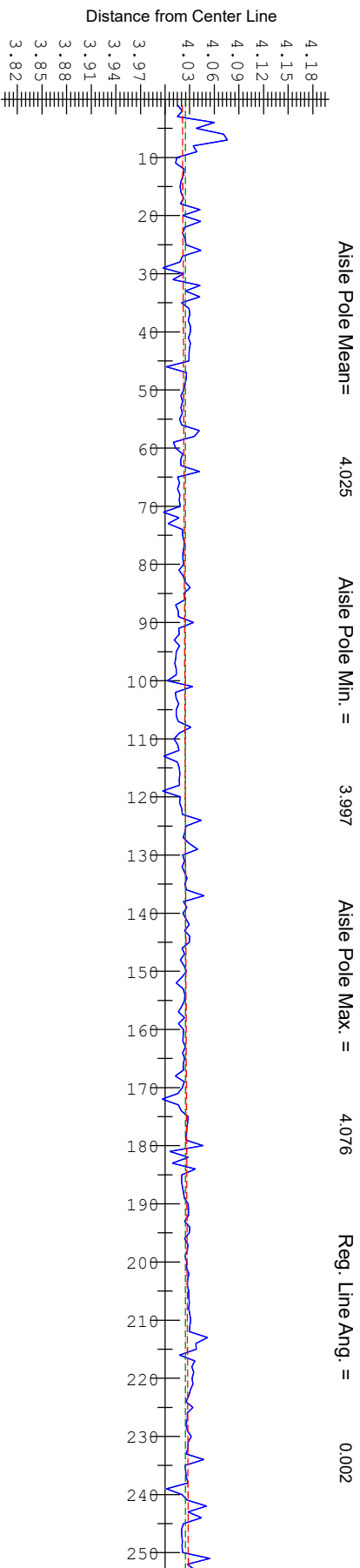
Dimensions in MM, Angles in Milliradians



HGVPU - Pole Tip Angles

Nominal Gap :	8.000	US Full :	7.9996	DS Full :	8.0000
Nom. Taper :	0.000	US Wall Half :	4.0009	DS Wall Half :	4.0015
		US Aisle Half :	4.0011	DS Aisle Half :	4.0016

S/N	: HXU_032
Date	: 18-AUG-2020
Data Set	: 0001
Run	: FINAL
Cam Pos.	: B



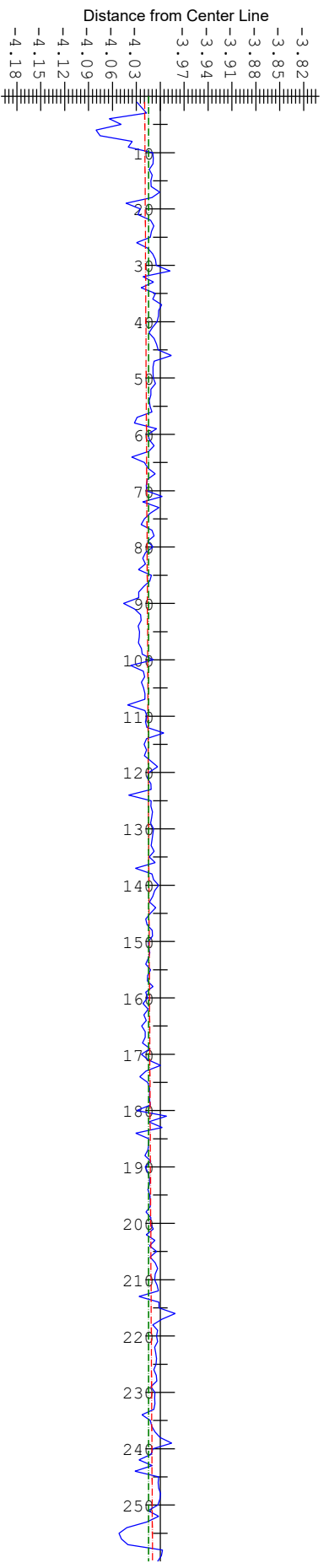
Aisle Pole Tips at Nom. Beam Height

Blue = Pole Tip points
 Green = Mean line
 Red = Regression line thru points

Pole Tip Num. ----->

Wall Pole Tips at Nom. Beam Height

Minimum Clearance Gap = 7.963



Girder centerline in reference to Pointed Magnets

Dimensions in MM, Angles in Milliradians



HGVPU - Pole Tip Location from Girder Centerline

Nominal Gap :	8.000	US Full :	7.9996	DS Full :	8.0000
Nom. Taper :	0.000	US Wall Half :	4.0009	DS Wall Half :	4.0015
		US Aisle Half :	4.0011	DS Aisle Half :	4.0016
S/N :	HXU_032	Date :	18-AUG-2020	Data Set :	0001
Run :	FINAL	Cam Pos. :	B		

Values Calculated from Regression Line End Points

Dimension	X Value	Y Value	Z Value	Calc. Value
US Aisle Pole Tip(1)	4.021	0.000	8.750	
US Wall Pole Tip(1)	-4.020	0.000	8.750	
US Sym. Pt.	0.001			
US Gap				8.041
DS Aisle Pole Tip(260)	4.029	0.000	3375.750	
DS Wall Pole Tip(260)	-4.010	0.000	3375.750	
DS Sym. Pt.	0.009			
DS Gap				8.038
Taper				-0.002

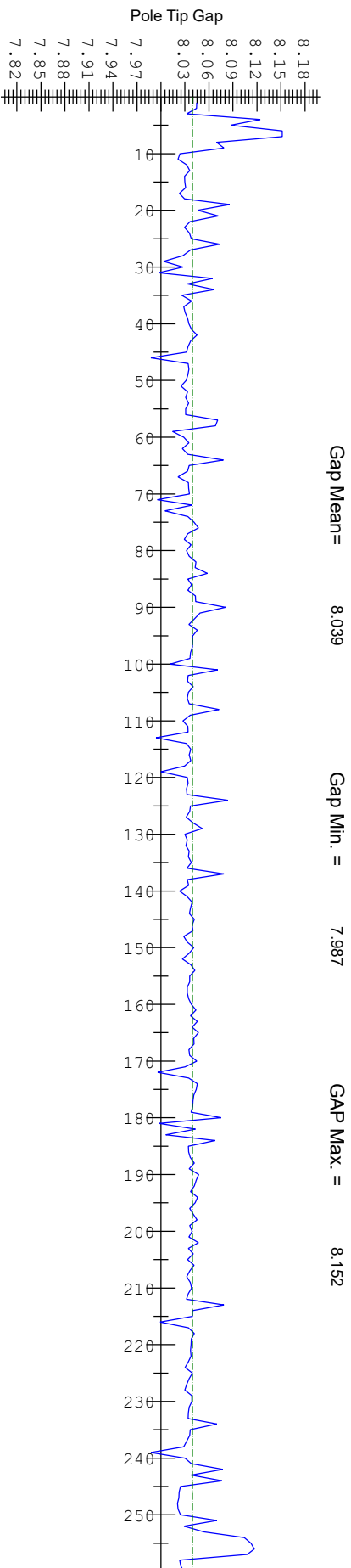
Dimensions in MM



HGVPU - Gap Calc. from Regression Line End Points

Nominal Gap :	8.000	US Full :	7.9996	DS Full :	8.0000
US Wall Half :	4.0009	DS Wall Half :	4.0015		
US Aisle Half :	4.0011	DS Aisle Half :	4.0016		
Nom. Taper :	0.000				

S/N	: HXU_032
Date	: 18-AUG-2020
Data Set	: 0001
Run	: FINAL
Cam Pos.	: B

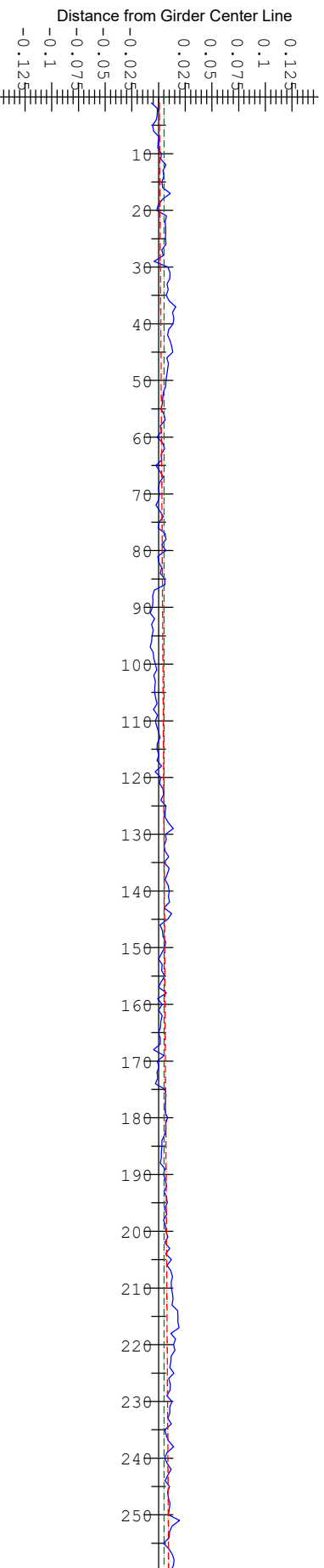


Pole Tip Gap at Nom. Beam Height

Blue = Pole Tip points
 Green = Mean line
 Red = Regression line thru points

Pole Tip Num. ----->

Pole Tip Symmetry Point at Nom. Beam Height



Girder centerline in reference to Pointed Magnets

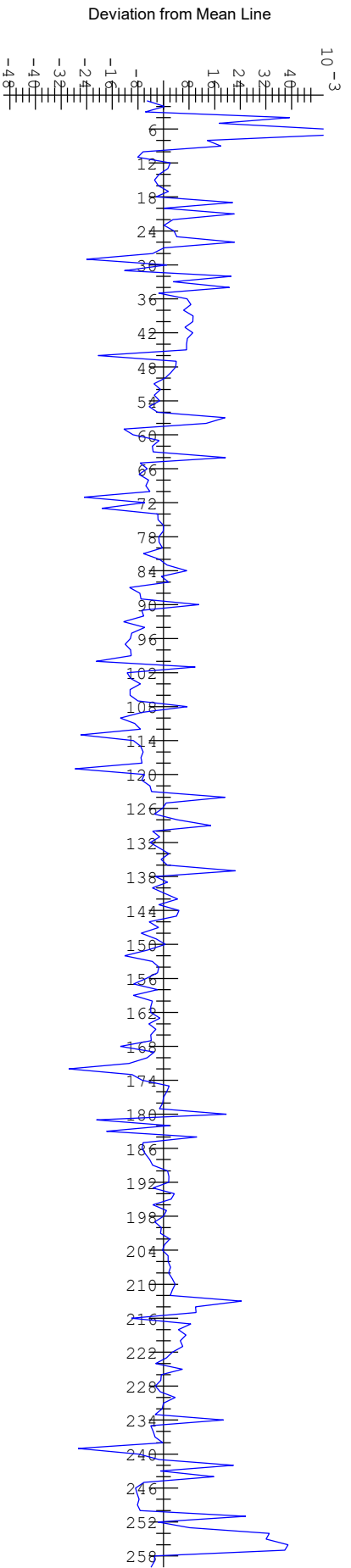
Dimensions in MM, Angles in Milliradians

SLAC
NATIONAL ACCELERATOR LABORATORY
METROLOGY

HGVPU - Pole Tip Gap and Symmetry Point Location

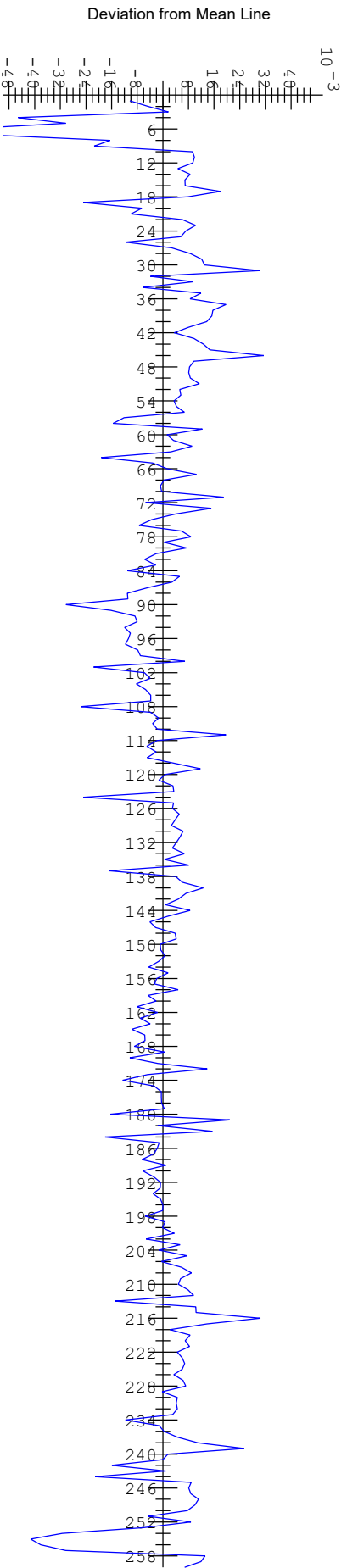
Nominal Gap :	8.000	US Full :	7.9996	DS Full :	8.0000
Nom. Taper :	0.000	US Wall Half :	4.0009	DS Wall Half :	4.0015
		US Aisle Half :	4.0011	DS Aisle Half :	4.0016

S/N	: HXU_032
Date	: 18-AUG-2020
Data Set	: 0001
Run	: FINAL
Cam Pos.	: B



Aisle Pole Tips

Wall Pole Tips



Pole Tip Deviations from Jaw Mean Lines when aligned to actual Gap Sym. Plane

Dimensions in MM



HGVPU - Pole Tip Deviation from Mean Line

Nominal Gap :	8.000	US Full :	7.9996	DS Full :	8.0000
Nom. Taper :	0.000	US Wall Half :	4.0009	DS Wall Half :	4.0015
		US Aisle Half :	4.0011	DS Aisle Half :	4.0016

S/N	: HXU_032
Date	: 18-AUG-2020
Data Set	: 0001
Run	: FINAL
Cam Pos.	: B