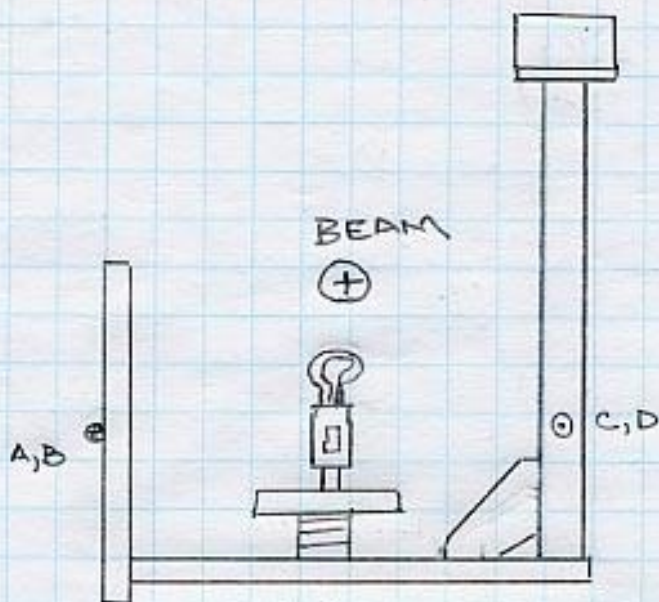


SSRL
BL 2 BPM TARGET

8-28-06



	X	Y	Z
A	+11.398	+ .223	-3.675
B	+11.433	+ .152	+3.815
C	-8.779	- .841	-3.374
D	-8.768	- .892	+3.628

BL2 BPM
FIELD #5

9-20-06

L.G.

Job Description:

Report Units: inches, milliradians

Job File: C:\Documents and Settings\levirt\My Documents\BL2BPM8-06.SMX

Job Date: Wednesday, September 20, 2006 07:23:03 AM

Report Frame: PART

Solved	TARCL	-0.5450	0.0000	593.7000
Solved	BL2BPMA	10.8564	0.2230	590.0355
Solved	BL2BPMB	10.8845	0.1520	597.5255
Solved	BL2BPMC	-9.3209	-0.8410	590.3179
Solved	BL2BPMD	-9.3163	-0.8920	597.3199

Report Date: Wednesday, September 20, 2006 07:43:28 AM

SSRL
BL 2 BPM TARGET

8-24-06
J.M., L.G.

(X)

+1.392 SIDE OF TARGET

+1.392

22.000

22.080

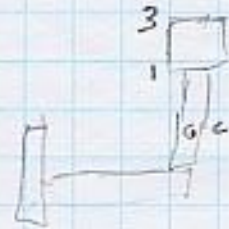
27.000

26.843

23.688

23.688

+24.080 COS



1) 31.528 3) 31.511

$\bar{m} = 31.528$

24.080

-7.448

A) 11.682

1.000

12.682

24.080

+11.398

B) 11.647

1.000

12.647

24.080

+11.433

C) 11.582

21.277

32.859

24.080

-8.779

D) 11.571

21.277

32.848

24.080

-8.768

17.000 REF

24.080

41.080 = ϵ

SLOT

(+)

(-)

T 1068

.089

157

B 1072

.087

159

-009

-009

SSRL
BL 2 BPM TARGET

8-24-06
J.M., L.G.

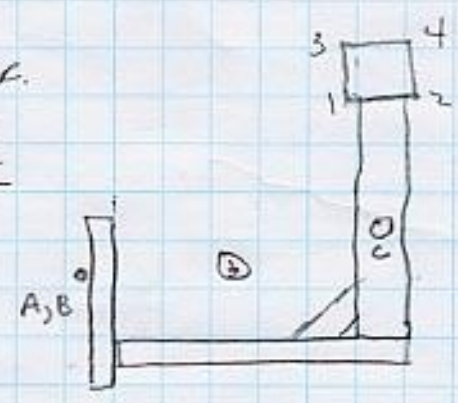
Y

$$\begin{array}{r} 2.693 \\ + .272 \text{ Value o/s } (-) .247 \\ \hline 2.965 \end{array} \quad \begin{array}{r} 3.211 \\ - .247 \\ \hline 2.964 \end{array}$$

$\bar{M} = 2.965 \text{ HI}$

$$\begin{array}{r} 17.971 \text{ REF.} \\ - 2.965 \text{ HI} \\ \hline 15.006 = \Phi \end{array}$$

$$\begin{array}{r} 33.366 \text{ REF.} \\ - 15.006 \Phi \\ \hline 18.360 \text{ HI} \end{array}$$



$$\begin{array}{r} \text{A) } 1.742 \\ + 1.000 \\ \hline 2.742 \\ - 2.965 \\ \hline \boxed{+.223} \end{array}$$

$$\begin{array}{r} \text{B) } 1.813 \\ + 1.000 \\ \hline 2.813 \\ - 2.965 \\ \hline \boxed{+.152} \end{array}$$


$$\begin{array}{r} \text{C) } 2.806 \\ + 1.000 \\ \hline 3.806 \\ - 2.965 \\ \hline \boxed{-.841} \end{array}$$

$$\begin{array}{r} \text{D) } 18.252 \\ + 1.000 \\ \hline 19.252 \\ - 18.360 \\ \hline \boxed{-.892} \end{array}$$

Roll

- 1) 4.232 2) 4.235 3) 3.717 4) 3.717

1003



$$\begin{array}{r} +250 \\ -247 \\ \hline 15.256 \\ 14.759 \quad 14.764 \text{ s/a} \\ +.035 \end{array}$$

SSRL
BL 2 BPM TARGET

8-24-06
J.M., L.G.

(Z)

$$\begin{array}{r} 16.059 \\ 2.586 \text{ p/s EWT} \\ \hline + 18.645 \text{ LOS} \end{array}$$

$$\begin{array}{r} \text{A) } 21.320 \\ 1.000 \\ \hline 22.320 \\ 18.645 \end{array}$$

$$\boxed{-3.675}$$

$$\begin{array}{r} \text{B) } 13.830 \\ 1.000 \\ \hline 14.830 \\ 18.645 \end{array}$$

$$\boxed{+3.815}$$

$$\begin{array}{r} \text{C-D} \\ \text{C) } 7.502 \\ 1.500 \\ \hline 7.002 \\ 3.628 \end{array}$$

$$\boxed{-3.374}$$

$$\begin{array}{r} \text{D) } 14.017 \\ 1.000 \\ \hline 15.017 \\ 18.645 \end{array}$$

$$\boxed{+3.628}$$

The LCW connection shall employ 0.25" ID synflex hose. It will replace the connection to the copper end plug.

Alignment:

Fiducialize the BPM target such that the D/S edge, side and top surface of the target can be aligned to the BL8-PM centerline to the following tolerances:

Roll of D/S Edge =	0.000 +/- 0.000 rad
Yaw by Target Side =	0.000 +/- 0.000 rad
Pitch by Target Top Surface =	6.00° = .1047 +/- 0.0005 rad
Y-Target Center Top =	0.000" +/- .005"
X-Target Side =	.392" +/- .005"

Alignment after installation in the beam line consists of moving the BPM Compensator to the fiducial values with tolerances as required to produce the individual alignment tolerances noted above.

6.135
I.485
File