

Quindos Measuring Report




3D-Application Center

Description	(FM II, FIRST MACHININ	Customer	J. POST
Drawing Number	PF-451-063-57	Serial Number	1
Remarks		Article Number	
Supplier		Delivery Date	
Delivery Note		Delivery Volume	
Lot Number		Lot Size	
Test Schedule		Sample Size	
Production Machine		Production Tool	
Production Date		Production Time	
Order	94-8402-2	Department	Metrology
Inspector	kcaban	Inspection Date	30-APR-2007, 07:38:09
Measuring Device	PMM 12 10 6	Measuring Program	Quindos7 - V 7.00.7113
User Name	kcaban	WKP Name	PF45106368

Text	Eva1.	Actual	Nominal	Up.To1.	Low.To1.	Act-Nom	Graphic
DAT\$PLA_A			PLA				
	FORM	0.00008					
DAT\$DIA_A			CIR				
	FORM	0.00019					
	DM	1.77266	1.77000	0.00300	0.00000	0.00266	
DIA_1P459			CIR				
	FORM	0.00027					
	DM	1.46209	1.45900	0.00500	-0.00500	0.00309	
	Z	-0.37089	0.37100			-0.00011	
DIA_1P581			CIR				
	FORM	0.00011					
	DM	1.57879	1.58100			-0.00221	
DIA_1P71			CIR				
	FORM	0.00024					
	DM	1.71178	1.71000	0.01000	-0.01000	0.00178	
DIA_1P999			CIR				
	FORM	0.00011					
	DM	1.99899	1.99900	0.00500	-0.00500	-0.00001	
DIA_2P239			CIR				
	FORM	0.00116					
	DM	2.23456	2.23900	0.00500	-0.00500	-0.00444	
PLA_P100A			PLA				
	FORM	0.00016					
	Z	-0.10003	0.10000	0.00500	-0.00500	0.00003	
PLA_P160A			PLA				
	FORM	0.00020					
	Z	-0.16042	0.16000	0.00500	-0.00500	0.00042	


Date: 30-Apr-07, 07:38:16			PF45106368			Page 2 of 3	
Text	Eval.	Actual	Nominal	Up.Tol.	Low.Tol.	Act-Nom	Graphic
PLA_P120A		PLA					
	FORM	0.00024					
	Z	-0.12064	0.12000	0.00500	-0.00500	0.00064	
DIST_P371		POI					
	Z	-0.36985	0.37100	0.00500	-0.00500	-0.00115	
ANG_32		ANG					
	ANG	31.93655	32.00000			-0.06345	
ID_CON(5)		CIR					
	FORM	0.00031					
	DM	1.46168					
	X	-0.00020					
	Y	-0.00012					
	Z	-0.38268					
RAD_P06A		CIR					
	RA	0.06139	0.06000	0.01000	-0.01000	0.00139	
	Z	-0.41826					
DAT\$DIA_B		CIR					
	FORM	0.00034					
	DM	1.19879	1.20000	0.00000	-0.00300	-0.00121	
DAT\$PLA_B		PLA					
	FORM	0.00005					
	Z	-18.96692	18.96500	0.00500	-0.00500	0.00192	
DIA_P833		CIR					
	FORM	0.00060					
	DM	0.83487	0.83300	0.00500	-0.00500	0.00187	
	Z	-0.65041					
DIA_P97		CIR					
	FORM	0.00055					
	DM	0.97203	0.97000	0.00500	-0.00500	0.00203	
DIA_1P040		CIR					
	FORM	0.00027					
	DM	1.03549	1.04000	0.00500	-0.00500	-0.00451	
DIA_1P35		CIR					
	FORM	0.00031	0.00000	0.00197	0.00000	0.00031	
	DM	1.35000	1.35000	0.01000	-0.01000	0.00000	
DIA_1P589		CIR					
	FORM	0.00058					
	DM	1.58817	1.58900	0.00500	-0.00500	-0.00083	
PLA_P150		PLA					
	FORM	0.00009					
	Z	-0.15000	0.15000	0.00500	-0.00500	0.00000	
PLA_P03		PLA					
	FORM	0.00008					
	Z	-0.03003	0.00000	0.00500	-0.00500	0.03003	
SQRNS_P03		AXI					
	SQRNES	0.00000	0.00000	0.00200	0.00000	0.00000	

Date: 30-Apr-07, 07:38:16			PF45106368			Page 3 of 3	
Text	Eval.	Actual	Nominal	Up.Tol.	Low.Tol.	Act-Nom	Graphic


DIST_P250 **POI**
 Z -0.24574 0.25000 0.00500 -0.00500 -0.00426 


ANG_20 **ANG**
 ANG 11.98240


ID_CON(1) **CIR**
 FORM 0.00076
 DM 0.83461
 X 0.00238
 Y -0.00454
 Z -0.65165


RAD_P06B **CIR**
 RA 0.06540 0.06000 0.01000 -0.01000 0.00540 

OD_CON(1) **CON**
 CONANG 1.99799

DIST_P260 **AXI**
 DY -0.26144 0.26000 0.00500 -0.00500 0.00144 

DIST_P **AXI**
 DZ 0.12998 0.12500 0.00500 -0.00500 0.00498 


DIST_P075 **AXI**
 DZ 0.06995 0.07500 0.00500 -0.00500 -0.00505  ◀

DIST_P200 **AXI**
 DZ 0.20006 0.20000 0.00500 -0.00500 0.00006 

ID_CON(2) **CIR**
 FORM 0.00105
 DM 1.31870
 X 0.00696
 Y -0.01577
 Z -14.50603

ID_CON(3) **CIR**
 FORM 0.00071
 DM 1.38962
 X 0.00364
 Y -0.00873
 Z -16.50527

ID_CON(4) **CIR**
 FORM 0.00052
 DM 1.45798
 X 0.00053
 Y -0.00140
 Z -18.48364

RUNOUT(4) **AXI**
 RADRUN 0.00312 0.00000 0.00500 0.00000 0.00312 

IDCON_ANG **ANG**
 ANG 1.98942

Text	Eval.	Actual	Nominal	Up.Tol.	Low.Tol.	Act-Nom	Graphic
Date: 30-Apr-07, 07:38:16			PF45106368			Page 3 of 3	