














Quindos Measuring Report

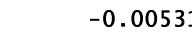
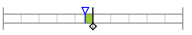
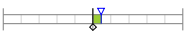
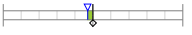

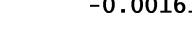


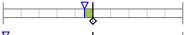


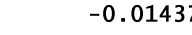




3D-Application Center

Description	VAC CHAMBER PULSE	Customer	M. CAMPPELL
Drawing Number	SA-391-900-10 R1	Serial Number	002
Remarks		Article Number	
Supplier	CUSTOMER-OSV	Delivery Date	
Delivery Note		Delivery Volume	
Lot Number		Lot Size	
Test Schedule		Sample Size	
Production Machine		Production Tool	
Production Date		Production Time	
Order	9120547	Department	MET. QUALITY INSPEC
Inspector	kcaban	Inspection Date	12-APR-2010, 09:26:43
Measuring Device	PMM 12 10 6 #496	Measuring Program	Quindos7 - V 7.1.10091
User Name	kcaban	WKP Name	NO\$NAME

Text	Eval.	Actual	Nominal	Up.To1.	Low.To1.	Act-Nom	Graphic
PORT(2)		POI					
XY		3.76729	3.70900	0.02000	-0.02000	0.05829	0.03829 ◀
Z		4.51142	4.50000	0.02000	-0.02000	0.01142	
PP_MYPX		74.63450	75.00000			-0.36550	
PORT(3)		POI					
XY		4.31665	4.30000	0.02000	-0.02000	0.01665	
Z		4.55857	4.50000	0.02000	-0.02000	0.05857	0.03857 ◀
PORT(4)		POI					
XY		3.71220	3.70900	0.02000	-0.02000	0.00320	
Z		3.92574	3.92400	0.02000	-0.02000	0.00174	
PP_MYPZ		76.39269	75.00000			1.39269	
PORT(5)		POI					
XY		4.31527	4.30000	0.02000	-0.02000	0.01527	
Z		7.18521	7.18500	0.02000	-0.02000	0.00021	
PORT(6)		POI					
XY		4.27033	4.30000	0.02000	-0.02000	-0.02967	-0.00967 ◀
Z		7.94439	7.93500	0.02000	-0.02000	0.00939	
PORT(7)		POI					
XY		4.31199	4.30000	0.02000	-0.02000	0.01199	
Z		8.71633	8.68500	0.02000	-0.02000	0.03133	0.01133 ◀
PP_MYPX		125.13930	126.70000			-1.56070	
PORT(8)		POI					
XY		4.30582	4.30000	0.02000	-0.02000	0.00582	
Z		9.43321	9.43500	0.02000	-0.02000	-0.00179	
PORT(9)		POI					
XY		4.31155	4.30000	0.02000	-0.02000	0.01155	
Z		10.20917	10.18500	0.02000	-0.02000	0.02417	0.00417 ◀
PP_MYPX		233.08485	233.30000			-0.21515	
PORT(10)		POI					
XY		4.31645	4.30000	0.02000	-0.02000	0.01645	
Z		10.93183	10.93500	0.02000	-0.02000	-0.00317	

Text	Eval.	Actual	Nominal	Up.To1.	Low.To1.	Act-Nom	Graphic
Date: 12-Apr-10, 09:26:44				NO\$NAME			Page 1 of 3

Date: 12-Apr-10, 09:26:44			NO\$NAME			Page 2 of 3	
Text	Eval.	Actual	Nominal	Up.To1.	Low.To1.	Act-Nom	Graphic
PORT(11)		POI					
XY		4.27469	4.30000	0.02000	-0.02000	-0.02531	-0.00531 
Z		11.68329	11.68500	0.02000	-0.02000	-0.00171	
PORT(12)		POI					
XY		4.30180	4.30000	0.02000	-0.02000	0.00180	
Z		12.43380	12.43500	0.02000	-0.02000	-0.00120	
PP_MYPX		125.35659	126.70000			-1.34341	
PORT(13)		POI					
XY		4.30403	4.30000	0.02000	-0.02000	0.00403	
Z		13.16339	13.18500	0.02000	-0.02000	-0.02161	-0.00161 
PORT(14)		POI					
XY		4.31188	4.30000	0.02000	-0.02000	0.01188	
Z		13.94818	13.93500	0.02000	-0.02000	0.01318	
PP_MYPX		232.99219	233.30000			-0.30781	
PORT(15)		POI					
XY		4.29815	4.30000	0.02000	-0.02000	-0.00185	
Z		15.41559	15.43500	0.02000	-0.02000	-0.01941	
PORT(16)		POI					
XY		4.28801	4.30000	0.02000	-0.02000	-0.01199	
Z		15.40063	15.43500	0.02000	-0.02000	-0.03437	-0.01437 
PAR_C		PLA					
PARALL		0.00083	0.00000	0.01000	0.00000	0.00083	
PAR_A		PLA					
PARALL		0.00265	0.00000	0.02000	0.00000	0.00265	
TB1		SPH					
FORM		0.00307					
DM		0.49639					
X		4.32056					
Y		3.31462					
Z		4.52571					
TB2		SPH					
FORM		0.00636					
DM		0.48839					
X		0.06169					
Y		3.31635					
Z		0.27543					
TB3		SPH					
FORM		0.00196					
DM		0.49166					
X		-6.43382					
Y		3.32514					
Z		2.03216					
TB4		SPH					
FORM		0.00061					
DM		0.49115					
X		-6.43504					
Y		3.32074					
Z		7.03284					

Text	Eval.	Actual	Nominal	Up.To1.	Low.To1.	Act-Nom	Graphic
Date: 12-Apr-10, 09:26:44			NO\$NAME			Page 2 of 3	

Date: 12-Apr-10, 09:26:44			NO\$NAME			Page 3 of 3	
Text	Eval.	Actual	Nominal	Up.To1.	Low.To1.	Act-Nom	Graphic

TB5 **SPH**

FORM	0.00453
DM	0.47527
X	-3.85495
Y	0.01889
Z	18.27474

TB6 **SPH**

FORM	0.00336
DM	0.48761
X	0.14035
Y	3.83942
Z	16.02468

TB7 **SPH**

FORM	0.00292
DM	0.48179
X	3.83061
Y	-0.00027
Z	18.28117

Text	Eval.	Actual	Nominal	Up.To1.	Low.To1.	Act-Nom	Graphic
Date: 12-Apr-10, 09:26:44			NO\$NAME			Page 3 of 3	