

# Quindos Measuring Report






3D-Application Center

Description	CELL 4	Customer	L. GARCIA
Drawing Number	PF-701-250-12	Serial Number	015
Remarks		Article Number	
Supplier	KLYSTRON OSV	Delivery Date	
Delivery Note		Delivery Volume	
Lot Number		Lot Size	
Test Schedule		Sample Size	
Production Machine		Production Tool	
Production Date		Production Time	
Order	728731	Department	MET. QUALITY INSPEC
Inspector	kcaban	Inspection Date	24-MAR-2010, 10:33:02
Measuring Device	PMM 12 10 6 #496	Measuring Program	Quindos7 - V 7.1.10077
User Name	kcaban	WKP Name	NO\$NAME

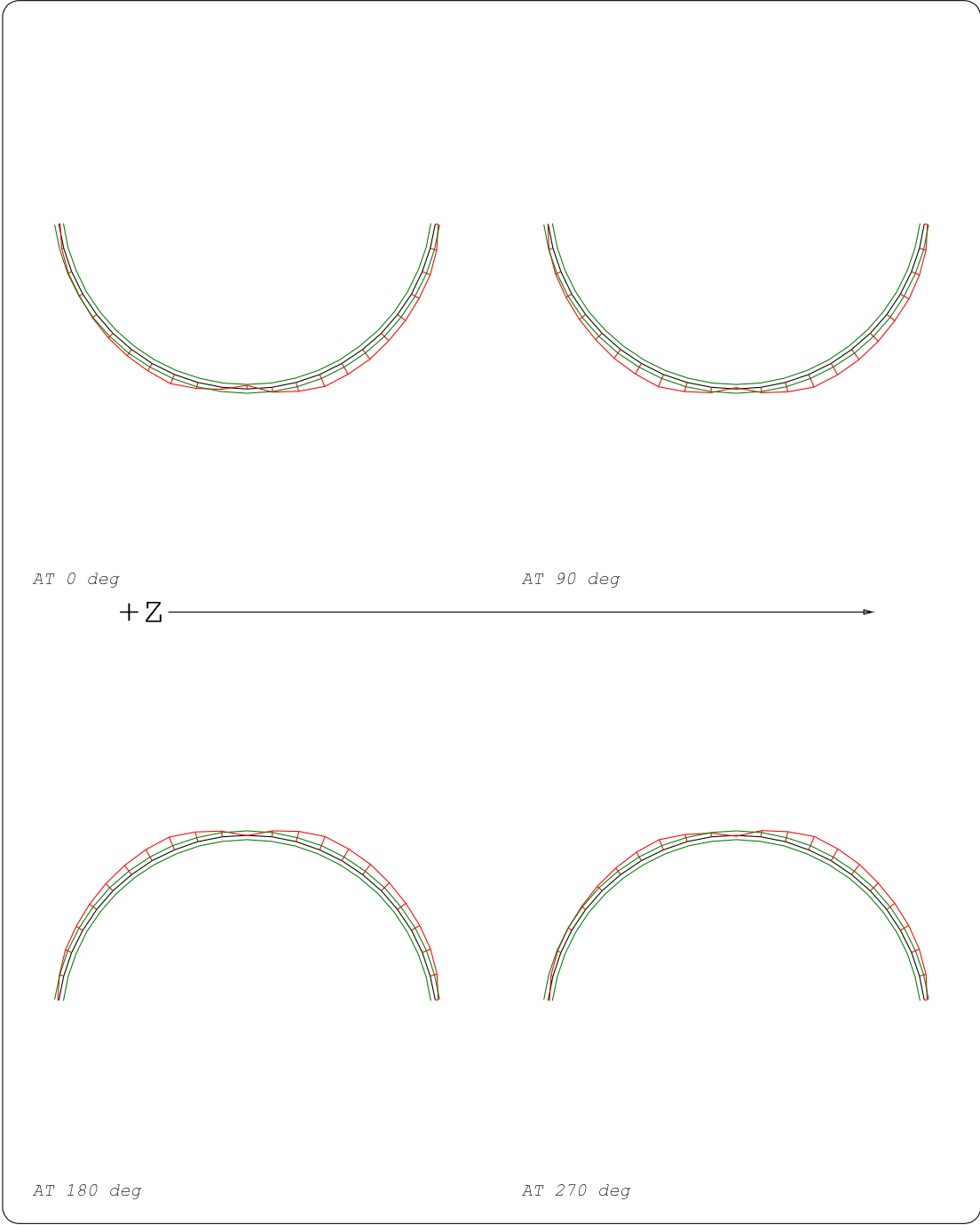
Text	Eval.	Actual	Nominal	Up.To1.	Low.To1.	Act-Nom	Graphic
<b>DATUM_A</b>		<b>PLA</b>					
	FORM	0.00005	0.00000	0.00010	0.00000	0.00005	
<b>DATUM_B</b>		<b>CYL</b>					
	FORM	0.00005					
	DM	1.74980	1.75000	0.00000	-0.00050	-0.00020	
<b>DATUM_C(1)</b>		<b>CIR</b>					
	DM	0.16027	0.15800	0.00500	-0.00500	0.00227	
	Z	-0.15031	0.15000			0.00031	
<b>DATUM_C(2)</b>		<b>CIR</b>					
	DM	0.15880	0.15800	0.00500	-0.00500	0.00080	
	Z	-0.15117	0.15000			0.00117	
<b>SQRNS_AB</b>		<b>AXI</b>					
	SQRNES	0.00000	0.00000	0.00200	0.00000	0.00000	
<b>PLA_P113</b>		<b>PLA</b>					
	FORM	0.00003					
	Z	-0.11259	0.11300	0.00400	-0.00400	-0.00041	
<b>MINMAX_P113</b>		<b>PLA</b>					
	MIN_DIS	0.11255	0.11300	0.00400	-0.00400	-0.00045	
	MAX_DIS	0.11264	0.11300	0.00400	-0.00400	-0.00036	
<b>PLA_P2344</b>		<b>PLA</b>					
	FORM	0.00001					
	Z	-0.23446	0.23440			0.00006	
<b>CYL_P8499</b>		<b>CYL</b>					
	FORM	0.00004					
	DM	0.84985	0.84990	0.00020	-0.00020	-0.00005	
	X	0.00000	0.00000			0.00000	
	Y	0.00000	0.00000			0.00000	
<b>POS_P8499</b>		<b>POI</b>					
	POSITN	0.00001	0.00000	0.00200	0.00000	0.00001	

Text	Eval.	Actual	Nominal	Up.To1.	Low.To1.	Act-Nom	Graphic
Date: 24-Mar-10, 10:33:02		NO\$NAME				Page 1 of 4	

Date: 24-Mar-10, 10:33:02			NO\$NAME			Page 2 of 4	
Text	Eval.	Actual	Nominal	Up.To1.	Low.To1.	Act-Nom	Graphic
<b>PLA_P3444</b>		<b>PLA</b>					
FORM		0.00009					
Z		-0.34429	0.34440	0.00200	-0.00200	-0.00011	
<b>MINMAX_P3444</b>		<b>PLA</b>					
MIN_DIS		0.34419	0.34440	0.00200	-0.00200	-0.00021	
MAX_DIS		0.34444	0.34440	0.00200	-0.00200	0.00004	
<b>PAR_P3444</b>		<b>PLA</b>					
PARALL		0.00020	0.00000	0.00010	0.00000	0.00020	<b>0.00010</b> ◀
<b>DIST_P1100</b>		<b>AXI</b>					
DZ		0.10984	0.11000	0.00050	-0.00050	-0.00016	
<b>MINMAX_P1100</b>		<b>PLA</b>					
MIN_DIS		0.10976	0.11000	0.00050	-0.00050	-0.00024	
MAX_DIS		0.10994	0.11000	0.00050	-0.00050	-0.00006	
<b>PLA_P414</b>		<b>PLA</b>					
FORM		0.00008					
Z		-0.41417	0.41400	0.00500	-0.00500	0.00017	
<b>DIA_1P7505</b>		<b>CIR</b>					
FORM		0.00979					
DM		1.75122	1.75050	0.00050	0.00000	0.00072	<b>0.00022</b> ◀
X		0.00065	0.00000			0.00065	
Y		0.00004	0.00000			0.00004	
<b>POS_1P7505</b>		<b>POI</b>					
POSITN		0.00129	0.00000	0.00200	0.00000	0.00129	
<b>DIA_1P950</b>		<b>CIR</b>					
FORM		0.00003					
DM		1.95002	1.95000	0.00500	-0.00500	0.00002	
X		0.00004	0.00000			0.00004	
Y		-0.00003	0.00000			0.00003	
<b>POS_1P950</b>		<b>POI</b>					
POSITN		0.00011	0.00000	0.00200	0.00000	0.00011	
<b>RAD_P125(1)</b>		<b>CIR</b>					
RA		0.12137	0.12500	0.00500	-0.00500	-0.00363	
Y		-0.00084	0.00000			0.00084	
Z		-0.48285	0.48500			-0.00215	
<b>RAD_P125(2)</b>		<b>CIR</b>					
RA		0.12111	0.12500	0.00500	-0.00500	-0.00389	
Y		0.00035	0.00000			0.00035	
Z		-0.48259	0.48500			-0.00241	
<b>ACNO(1)</b>							
MIN		-0.00008	0.00000	0.00020	-0.00020	0.00008	
MAX		0.00030	0.00000	0.00020	-0.00020	0.00030	<b>0.00010</b> ◀
<b>ACNO(2)</b>							
MIN		-0.00003	0.00000	0.00020	-0.00020	0.00003	
MAX		0.00031	0.00000	0.00020	-0.00020	0.00031	<b>0.00011</b> ◀
<b>ACNO(3)</b>							
MIN		-0.00001	0.00000	0.00020	-0.00020	0.00001	

Date: 24-Mar-10, 10:33:02			NO\$NAME			Page 3 of 4	
Text	Eval.	Actual	Nominal	Up.To1.	Low.To1.	Act-Nom	Graphic
<b>ACNO(3)</b>							
	MAX	0.00032	0.00000	0.00020	-0.00020	0.00032	0.00012 
<b>ACNO(4)</b>							
	MIN	-0.00004	0.00000	0.00020	-0.00020	0.00004	
	MAX	0.00033	0.00000	0.00020	-0.00020	0.00033	0.00013 

Text	Eval.	Actual	Nominal	Up.To1.	Low.To1.	Act-Nom	Graphic
Date: 24-Mar-10, 10:33:02			NO\$NAME			Page 3 of 4	



**MESSTECHNIK WETZLAR**



CELL 4, IRIS PROFILE  
 DRAWING #: PF-701-250-12 REV 0  
 SERIAL #: 015

BLK = NOMINAL  
 RED = DEVIATIONS  
 GRN = +/- .0002 TOL  
 DATE: 24-MAR-2010