

Quindos Measuring Report



3D-Application Center

Description	WINDOW FLANGE	Customer	L. GARCIA
Drawing Number	PF-700-889-30	Serial Number	018
Remarks		Article Number	
Supplier	KLYSTRON OSV	Delivery Date	
Delivery Note		Delivery Volume	
Lot Number		Lot Size	
Test Schedule		Sample Size	
Production Machine		Production Tool	
Production Date		Production Time	
Order	1382031	Department	MET. QUALITY INSPEC
Inspector	kcaban	Inspection Date	29-MAR-2010, 12:53:12
Measuring Device	PMM 12 10 6 #496	Measuring Program	Quindos7 - V 7.1.10077
User Name	kcaban	WKP Name	NO\$NAME

Text	Eval.	Actual	Nominal	Up.To1.	Low.To1.	Act-Nom	Graphic
DATUM_A		PLA					
	FORM	0.00033	0.00000	0.00100	0.00000	0.00033	
DATUM_B		CYL					
	FORM	0.00033					
	DM	1.31179	1.31200	0.00000	-0.00200	-0.00021	
RUNOUT_1P312		AXI					
	RADRUN	0.00033	0.00000	0.00200	0.00000	0.00033	
DIA_1P627		CIR					
	FORM	0.00040					
	DM	1.62725	1.62700	0.00100	0.00000	0.00025	
RUNOUT_1P627		AXI					
	RADRUN	0.00041	0.00000	0.00200	0.00000	0.00041	
PLA_P0580		PLA					
	FORM	0.00023					
	Z	-0.05757	0.05800	0.00050	-0.00050	-0.00043	
PAR_P0580		PLA					
	PARALL	0.00029	0.00000	0.00200	0.00000	0.00029	
PLA_P120		PLA					
	FORM	0.00011					
	Z	-0.11941	0.12000	0.00500	-0.00500	-0.00059	
RAD_P045(1)		CIR					
	FORM	0.00005					
	RA	0.04996	0.04500	0.00500	-0.00500	0.00496	
RAD_P045(2)		CIR					
	FORM	0.00005					
	RA	0.05026	0.04500	0.00500	-0.00500	0.00526	0.00026
RAD_P045(3)		CIR					
	FORM	0.00006					
	RA	0.04971	0.04500	0.00500	-0.00500	0.00471	

Text	Eval.	Actual	Nominal	Up.To1.	Low.To1.	Act-Nom	Graphic
Date: 29-Mar-10, 12:53:12		NO\$NAME				Page 1 of 4	

Date: 29-Mar-10, 12:53:12			NO\$NAME			Page 2 of 4	
Text	Eval.	Actual	Nominal	Up.To1.	Low.To1.	Act-Nom	Graphic
RAD_P045(4)			CIR				
FORM		0.00006					
RA		0.04976	0.04500	0.00500	-0.00500	0.00476	
RAD_P032(1)			CIR				
FORM		0.00002					
RA		0.03189	0.03200	0.00500	-0.00500	-0.00011	
RAD_P032(2)			CIR				
FORM		0.00012					
RA		0.03163	0.03200	0.00500	-0.00500	-0.00037	
RAD_P032(3)			CIR				
FORM		0.00003					
RA		0.03194	0.03200	0.00500	-0.00500	-0.00006	
RAD_P032(4)			CIR				
FORM		0.00000					
RA		0.03196	0.03200	0.00500	-0.00500	-0.00004	
DIA_2P500			CIR				
FORM		0.00046					
DM		2.49929	2.50000	0.00000	-0.00200	-0.00071	
RUNOUT_2P500			AXI				
RADRUN		0.00048	0.00000	0.00200	0.00000	0.00048	
DIST_P902			AXI				
DY		0.90178	0.90200	0.00200	-0.00200	-0.00022	
POS_DAT\$C			AXI				
POSITN		0.00045	0.00000	0.00200	0.00000	0.00045	
DIST_P402			AXI				
DX		0.40188	0.40200	0.00200	-0.00200	-0.00012	
POS_DAT\$D			AXI				
POSITN		0.00125	0.00000	0.00200	0.00000	0.00125	
SQRNS_CD			PLA				
SQRNES		0.00005	0.00000	0.00200	0.00000	0.00005	
PLA_P600			PLA				
FORM		0.00011					
Z		0.60085	0.60000	0.00500	-0.00500	0.00085	
PLA_P500			PLA				
FORM		0.00015					
Z		0.49929	0.50000	0.00500	-0.00500	-0.00071	
PAR_P500			PLA				
PARALL		0.00068	0.00000	0.00200	0.00000	0.00068	
DIA_P265(1)			CIR				
FORM		0.00017					
DM		0.26823	0.26500	0.00500	-0.00200	0.00323	
X		0.00200	0.00000			0.00200	
Y		0.99945	1.00000			-0.00055	

Date: 29-Mar-10, 12:53:12			NO\$NAME			Page 3 of 4	
Text	Eval.	Actual	Nominal	Up.To1.	Low.To1.	Act-Nom	Graphic


POS_P265(1)

POI

POSITN	0.00415	0.00000	0.00500			0.00415
MMCADD	0.00506					
POSMMC	0.00415	0.00000	0.01006	0.00000		0.00415

DIA_P265(2)

CIR

FORM	0.00015					
DM	0.26824	0.26500	0.00500	-0.00200	0.00324	
X	0.00120	0.00000			0.00120	
Y	0.99916	1.00000			-0.00084	


POS_P265(2)

POI

POSITN	0.00292	0.00000	0.00500			0.00292
MMCADD	0.00509					
POSMMC	0.00292	0.00000	0.01009	0.00000		0.00292

DIA_P265(3)

CIR

FORM	0.00017					
DM	0.26825	0.26500	0.00500	-0.00200	0.00325	
X	0.00056	0.00000			0.00056	
Y	0.99971	1.00000			-0.00029	


POS_P265(3)

POI

POSITN	0.00126	0.00000	0.00500			0.00126
MMCADD	0.00506					
POSMMC	0.00126	0.00000	0.01006	0.00000		0.00126

DIA_P265(4)

CIR

FORM	0.00016					
DM	0.26826	0.26500	0.00500	-0.00200	0.00326	
X	0.00063	0.00000			0.00063	
Y	1.00064	1.00000			0.00064	


POS_P265(4)

POI

POSITN	0.00179	0.00000	0.00500			0.00179
MMCADD	0.00510					
POSMMC	0.00179	0.00000	0.01010	0.00000		0.00179

DIA_P265(5)

CIR

FORM	0.00008					
DM	0.26825	0.26500	0.00500	-0.00200	0.00325	
X	0.00140	0.00000			0.00140	
Y	1.00094	1.00000			0.00094	


POS_P265(5)

POI

POSITN	0.00337	0.00000	0.00500			0.00337
MMCADD	0.00516					
POSMMC	0.00337	0.00000	0.01016	0.00000		0.00337

DIA_P265(6)

CIR

FORM	0.00014					
DM	0.26827	0.26500	0.00500	-0.00200	0.00327	
X	0.00221	0.00000			0.00221	
Y	1.00036	1.00000			0.00036	

POS_P265(6)

POI

POSITN	0.00447	0.00000	0.00500			0.00447
MMCADD	0.00511					
POSMMC	0.00447	0.00000	0.01011	0.00000		0.00447

Text	Eval.	Actual	Nominal	Up.To1.	Low.To1.	Act-Nom	Graphic
Date: 29-Mar-10, 12:53:12			NO\$NAME			Page 3 of 4	

Date: 29-Mar-10, 12:53:12			NO\$NAME			Page 4 of 4	
Text	Eval.	Actual	Nominal	Up.Tol.	Low.Tol.	Act-Nom	Graphic
DIST_1P127			AXI				
	DY	1.12783	1.12700	0.00200	0.00000	0.00083	
POS_1P127			AXI				
	POSITN	0.00058	0.00000	0.00200	0.00000	0.00058	
DIST_P627			AXI				
	DX	0.62813	0.62700	0.00200	0.00000	0.00113	
POS_P627			AXI				
	POSITN	0.00095	0.00000	0.00200	0.00000	0.00095	
SQRNS_P627			PLA				
	SQRNES	0.00033	0.00000	0.00200	0.00000	0.00033	
RAD_P125(1)			CIR				
	FORM	0.00003					
	RA	0.12224	0.12500	0.00000	-0.00500	-0.00276	
RAD_P125(2)			CIR				
	FORM	0.00006					
	RA	0.12184	0.12500	0.00000	-0.00500	-0.00316	
RAD_P125(3)			CIR				
	FORM	0.00014					
	RA	0.12219	0.12500	0.00000	-0.00500	-0.00281	
RAD_P125(4)			CIR				
	FORM	0.00002					
	RA	0.12208	0.12500	0.00000	-0.00500	-0.00292	

Text	Eval.	Actual	Nominal	Up.Tol.	Low.Tol.	Act-Nom	Graphic
Date: 29-Mar-10, 12:53:12			NO\$NAME			Page 4 of 4	