

Quindos Measuring Report







3D-Application Center

Description	FLANGE PLATE	Customer	E. BONG
Drawing Number	PF-451-040-56 R0	Serial Number	002
Remarks		Article Number	
Supplier	MFD	Delivery Date	
Delivery Note		Delivery Volume	
Lot Number		Lot Size	
Test Schedule		Sample Size	
Production Machine		Production Tool	
Production Date		Production Time	
Order	24461-14	Department	MET. QUALITY INSPEC
Inspector	kcaban	Inspection Date	06-MAR-2009, 11:45:35
Measuring Device	PMM 12 10 6 #496	Measuring Program	Quindos7 - V 7.1.9005-R-
User Name	kcaban	WKP Name	PF45104056

Text	Eval.	Actual	Nominal	Up.To1.	Low.To1.	Act-Nom	Graphic
DIST_P50		POI					
Z		0.49801	0.50000	0.01000	-0.01000	-0.00199	
DIST_4P00		POI					
X		4.00412	4.00000	0.01000	-0.01000	0.00412	
DIST_2P20(1)		POI					
Y		2.20391	2.20000	0.01000	-0.01000	0.00391	
DIST_2P20(2)		POI					
Y		2.20277	2.20000	0.01000	-0.01000	0.00277	
RAD_2P315		CIR					
FORM		0.00060					
RA		2.31267	2.31500	0.00500	-0.00500	-0.00233	
X		2.00088	2.00000	0.00500	-0.00500	0.00088	
Y		3.62553	3.62500	0.00500	-0.00500	0.00053	
DIA_P35(1)		CIR					
DM		0.34955	0.35000	0.01000	-0.01000	-0.00045	
X		0.25077	0.25000	0.00500	-0.00500	0.00077	
Y		0.30693	0.30000	0.00500	-0.00500	0.00693	
DIA_P35(2)		CIR					
DM		0.34815	0.35000	0.01000	-0.01000	-0.00185	
X		0.25217	0.25000	0.00500	-0.00500	0.00217	
Y		1.45811	1.45000	0.00500	-0.00500	0.00811	
DIA_P35(3)		CIR					
DM		0.34933	0.35000	0.01000	-0.01000	-0.00067	
X		3.75178	3.75000	0.00500	-0.00500	0.00178	
Y		1.45053	1.45000	0.00500	-0.00500	0.00053	
DIA_P35(4)		CIR					
DM		0.34949	0.35000	0.01000	-0.01000	-0.00051	
X		3.75061	3.75000	0.00500	-0.00500	0.00061	
Y		0.30118	0.30000	0.00500	-0.00500	0.00118	

Date: 06-Mar-09, 11:45:35			PF45104056			Page 2 of 2	
Text	Eval.	Actual	Nominal	Up.To1.	Low.To1.	Act-Nom	Graphic

DIA_2P500(1)		CYL					
DM		0.25059	0.25000	0.00000	-0.00050	0.00059	0.00059 ◀
X		3.75237	3.75000	0.00500	-0.00500	0.00237	
Y		0.87534	0.87500	0.00500	-0.00500	0.00034	

DIA_2P500(2)		CYL					
DM		0.25007	0.25000	0.00000	-0.00050	0.00007	0.00007 ◀
X		0.25087	0.25000	0.00500	-0.00500	0.00087	
Y		0.87801	0.87500	0.00500	-0.00500	0.00301	

Text	Eval.	Actual	Nominal	Up.To1.	Low.To1.	Act-Nom	Graphic
Date: 06-Mar-09, 11:45:35			PF45104056			Page 2 of 2	