

# Quindos Measuring Report











3D-Application Center

Description	UPRIGHT, 6.0 TUBE SU	Customer	C. RAGO
Drawing Number	PF-391-806-89	Serial Number	004
Remarks		Article Number	
Supplier	MFD	Delivery Date	
Delivery Note		Delivery Volume	
Lot Number		Lot Size	
Test Schedule		Sample Size	
Production Machine		Production Tool	
Production Date		Production Time	
Order	24934-21	Department	MET. QUALITY INSPEC
Inspector	kcaban	Inspection Date	13-AUG-2009, 08:37:35
Measuring Device	PMM 12 10 6 #496	Measuring Program	Quindos7 - V 7.1.9220-B
User Name	kcaban	WKP Name	NO\$NAME

Text	Eval.	Actual	Nominal	Up.To1.	Low.To1.	Act-Nom	Graphic
DAT\$PLA_A		PLA					
	FORM	0.00139					
SQRNS_AC		PLA					
	SQRNES	0.00086	0.00000	0.00200	0.00000	0.00086	
SQRNS_BC		PLA					
	SQRNES	0.00168	0.00000	0.00200	0.00000	0.00168	
DX8P0		AXI					
	DX	7.99951	8.00000			-0.00049	
DY_9P38		PLA					
	Y	9.37656	9.37500	0.02000	-0.02000	0.00156	
CHM_ANG		AXI					
	PA_MZMY	45.13892	45.00000	1.00000	-1.00000	0.13892	
CHM\$D_P25		AXI					
	DY	-0.25757	0.25000	0.02000	-0.02000	0.00757	
	DZ	-0.25633	0.25000	0.02000	-0.02000	0.00633	
DX_5P750		AXI					
	DX	5.75423	5.75000	0.00500	-0.00500	0.00423	
SYM_5P750		PLA					
	X	-0.00218	0.00000			0.00218	
POS_5P750		AXI					
	POSITN	0.00436	0.00000	0.01000	0.00000	0.00436	
DX_70970		AXI					
	DX	7.97032	7.97000	0.00500	-0.00500	0.00032	
SYM_7P970		PLA					
	X	-0.00043	0.00000			0.00043	
POS_7P970		AXI					
	POSITN	0.00087	0.00000	0.01000	0.00000	0.00087	

Text	Eval.	Actual	Nominal	Up.To1.	Low.To1.	Act-Nom	Graphic
Date: 13-Aug-09, 08:37:35		NO\$NAME				Page 1 of 3	

Date: 13-Aug-09, 08:37:35			NO\$NAME			Page 2 of 3	
Text	Eval.	Actual	Nominal	Up.To1.	Low.To1.	Act-Nom	Graphic
<b>DIA_P5010(1)</b>		<b>CYL</b>					
FORM		0.00157					
DM		0.50161	0.50100	0.00240	0.00000	0.00061	
Y		8.87337	8.87500			-0.00163	
Z		-0.49780	0.50000			-0.00220	
<b>POS_P5010(1)</b>		<b>AXI</b>					
POSITN		0.00601	0.00000	0.00500	0.00000	0.00601	0.00101 ◀
<b>SQRNS_P5010(1)</b>		<b>AXI</b>					
SQRNES		0.00129	0.00000	0.00100	0.00000	0.00129	0.00029 ◀
<b>TRA_P5000(1)</b>		<b>CYL</b>					
FORM		0.00026					
DM		0.49964	0.50000	0.00000	-0.00050	-0.00036	
Y		-8.37261	8.37500			-0.00239	
Z		-0.49845	0.50000			-0.00155	
<b>POS_P5000(1)</b>		<b>AXI</b>					
POSITN		0.00641	0.00000	0.00500	0.00000	0.00641	0.00141 ◀
<b>SQRNS_P5000(1)</b>		<b>AXI</b>					
SQRNES		0.00129	0.00000	0.00100	0.00000	0.00129	0.00029 ◀
<b>DIA_P5010(2)</b>		<b>CYL</b>					
FORM		0.00059					
DM		0.50168	0.50100	0.00240	0.00000	0.00068	
Y		8.87435	8.87500			-0.00065	
Z		-0.50332	0.50000			0.00332	
<b>POS_P5010(2)</b>		<b>AXI</b>					
POSITN		0.00743	0.00000	0.00500	0.00000	0.00743	0.00243 ◀
<b>SQRNS_P5010(2)</b>		<b>AXI</b>					
SQRNES		0.00140	0.00000	0.00100	0.00000	0.00140	0.00040 ◀
<b>TRA_P5000(2)</b>		<b>CYL</b>					
FORM		0.00053					
DM		0.49962	0.50000	0.00000	-0.00050	-0.00038	
Y		-8.37496	8.37500			-0.00004	
Z		-0.50194	0.50000			0.00194	
<b>POS_P5000(2)</b>		<b>AXI</b>					
POSITN		0.00410	0.00000	0.00500	0.00000	0.00410	
<b>SQRNS_P5000(2)</b>		<b>AXI</b>					
SQRNES		0.00046	0.00000	0.00100	0.00000	0.00046	
<b>DIA_P127(1)</b>		<b>CIR</b>					
DM		0.12589	0.12700	0.00200	-0.00200	-0.00111	
X		-3.49977	3.50000			-0.00023	
Y		-8.37059	8.37500			-0.00441	
<b>POS_P127(1)</b>		<b>POI</b>					
POSITN		0.00884	0.00000	0.00200	0.00000	0.00884	0.00684 ◀
<b>DIA_P127(2)</b>		<b>CIR</b>					
DM		0.12585	0.12700	0.00200	-0.00200	-0.00115	
X		3.49941	3.50000			-0.00059	
Y		-8.37103	8.37500			-0.00397	

Text	Eval.	Actual	Nominal	Up.To1.	Low.To1.	Act-Nom	Graphic
Date: 13-Aug-09, 08:37:35			NO\$NAME			Page 2 of 3	

Date: 13-Aug-09, 08:37:35			NO\$NAME			Page 3 of 3	
Text	Eval.	Actual	Nominal	Up.Tol.	Low.Tol.	Act-Nom	Graphic

<b>POS_P127(2)</b>		<b>POI</b>					
POSITN	0.00802	0.00000	0.00200	0.00000	0.00802	0.00602	

<b>DY_1P125</b>		<b>AXI</b>					
DY	-1.12631	1.12500	0.00500	-0.00500	0.00131		

<b>RAD_P125</b>		<b>CIR</b>					
RA	0.09227	0.12500	0.00000	-0.12500	-0.03273		

Text	Eval.	Actual	Nominal	Up.Tol.	Low.Tol.	Act-Nom	Graphic
Date: 13-Aug-09, 08:37:35			NO\$NAME			Page 3 of 3	