

Quindos Measuring Report



3D-Application Center




Description	UPRIGHT, 4.O TUBE SU	Customer	C. RAGO
Drawing Number	PF-391-806-23	Serial Number	005
Remarks		Article Number	
Supplier	MFD	Delivery Date	
Delivery Note		Delivery Volume	
Lot Number		Lot Size	
Test Schedule		Sample Size	
Production Machine		Production Tool	
Production Date		Production Time	
Order	24934-12	Department	MET. QUALITY INSPEC
Inspector	kcaban	Inspection Date	14-AUG-2009, 10:24:56
Measuring Device	PMM 12 10 6 #496	Measuring Program	Quindos7 - V 7.1.9220-B
User Name	kcaban	WKP Name	NO\$NAME

Text	Eval.	Actual	Nominal	Up.To1.	Low.To1.	Act-Nom	Graphic
DAT\$PLA_A		PLA					
FORM		0.00067					
DAT\$SYMPLA_B		PLA					
X		-0.00001					
SQRNS_AB(1)		PLA					
SQRNES		0.00057	0.00000	0.00200	0.00000	0.00057	
SQRNS_AB(2)		PLA					
SQRNES		0.00079	0.00000	0.00200	0.00000	0.00079	
SQRNS_BC(1)		PLA					
SQRNES		0.00074	0.00000	0.00200	0.00000	0.00074	
SQRNS_BC(2)		PLA					
SQRNES		0.00053	0.00000	0.00200	0.00000	0.00053	
SQRNS_AC		PLA					
SQRNES		0.00046	0.00000	0.00200	0.00000	0.00046	
DX_5P0		AXI					
DX		5.00495	5.00000			0.00495	
DY_11P12		PLA					
Y		11.11857	11.12000	0.02000	-0.02000	-0.00143	
DY_1P12		AXI					
DY		-1.11981	1.12000	0.02000	-0.02000	-0.00019	
DY_2P750		AXI					
DX		2.74941	2.75000	0.00500	-0.00500	-0.00059	
SYM_2P750		PLA					
X		0.00056	0.00000			0.00056	
POS_2P750		PLA					
POSITN		0.00111	0.00000	0.01000	0.00000	0.00111	

Text	Eval.	Actual	Nominal	Up.To1.	Low.To1.	Act-Nom	Graphic
Date: 14-Aug-09, 10:24:56				NO\$NAME		Page 1 of 3	

Date: 14-Aug-09, 10:24:56			NO\$NAME			Page 2 of 3	
Text	Eval.	Actual	Nominal	Up.To1.	Low.To1.	Act-Nom	Graphic
DY_4P985			AXI				
	DX	4.98233	4.98500	0.00500	-0.00500	-0.00267	
SYM_4P985			PLA				
	X	-0.00215	0.00000			0.00215	
POS_4P985			PLA				
	POSITN	0.00431	0.00000	0.01000	0.00000	0.00431	
CHM\$ANG			AXI				
	PA_PYPZ	44.85695	45.00000	1.00000	-1.00000	-0.14305	
DCHAM_P25			AXI				
	DY	-0.25434	0.25000	0.02000	-0.02000	0.00434	
	DZ	-0.25307	0.25000	0.02000	-0.02000	0.00307	
DIA_P5010(1)			CYL				
	FORM	0.00041					
	DM	0.50159	0.50100	0.00240	0.00000	0.00059	
	Y	10.62389	10.62500			-0.00111	
	Z	-0.49826	0.50000			-0.00174	
POS_P5010(1)			AXI				
	POSITN	0.00423	0.00000	0.00500	0.00000	0.00423	
	MMCADD	0.00020					
SQRNS_P5010(1)			AXI				
	SQRNES	0.00056	0.00000	0.00100	0.00000	0.00056	
DIA_P5010(2)			CYL				
	FORM	0.00049					
	DM	0.50152	0.50100	0.00240	0.00000	0.00052	
	Y	10.62267	10.62500			-0.00233	
	Z	-0.49943	0.50000			-0.00057	
POS_P5010(2)			AXI				
	POSITN	0.00520	0.00000	0.00500	0.00000	0.00520	0.00020 ◀
	MMCADD	0.00005					
SQRNS_P5010(2)			AXI				
	SQRNES	0.00082	0.00000	0.00100	0.00000	0.00082	
TRA_P5000(1)			CYL				
	FORM	0.00042					
	DM	0.49967	0.50000	0.00000	-0.00050	-0.00033	
	Y	-10.12459					
	Z	-0.49996					
POS_P5000(1)			AXI				
	POSITN	0.00101	0.00000	0.00500	0.00000	0.00101	
	MMCADD	0.00000					
SQRNS_P5000(1)			AXI				
	SQRNES	0.00120	0.00000	0.00100	0.00000	0.00120	0.00020 ◀
TRA_P5000(2)			CYL				
	FORM	0.00041					
	DM	0.49983	0.50000	0.00000	-0.00050	-0.00017	
	Y	-10.12199					
	Z	-0.49973					

Text	Eval.	Actual	Nominal	Up.To1.	Low.To1.	Act-Nom	Graphic
Date: 14-Aug-09, 10:24:56			NO\$NAME			Page 2 of 3	

Date: 14-Aug-09, 10:24:56			NO\$NAME			Page 3 of 3	
Text	Eval.	Actual	Nominal	Up.Tol.	Low.Tol.	Act-Nom	Graphic
POS_P5000(2)			AXI				
	POSITN	0.00676	0.00000	0.00500	0.00000	0.00676	0.00176 ◀
	MMCADD	0.00000					
SQRNS_P5000(2)			AXI				
	SQRNES	0.00078	0.00000	0.00100	0.00000	0.00078	
TRA_P127(1)			CIR				
	DM	0.12745	0.12700	0.00200	-0.00200	0.00045	
	X	-2.00333					
	Y	-0.00227					
POS_P127(1)			POI				
	POSITN	0.00806	0.00000	0.00200	0.00000	0.00806	0.00606 ◀
	MMCADD	0.00229					
TRA_P127(2)			CIR				
	DM	0.12787	0.12700	0.00200	-0.00200	0.00087	
	X	1.99585					
	Y	0.00207					
POS_P127(2)			POI				
	POSITN	0.00927	0.00000	0.00200	0.00000	0.00927	0.00727 ◀
	MMCADD	0.00279					

Text	Eval.	Actual	Nominal	Up.Tol.	Low.Tol.	Act-Nom	Graphic
Date: 14-Aug-09, 10:24:56			NO\$NAME			Page 3 of 3	