

Quindos Measuring Report





3D-Application Center

Description	MOUNT, CAMERA PLAT	Customer	R. ATKINSON
Drawing Number	PF-391-800-31 R0	Serial Number	001
Remarks		Article Number	
Supplier	MFD	Delivery Date	
Delivery Note		Delivery Volume	
Lot Number		Lot Size	
Test Schedule		Sample Size	
Production Machine		Production Tool	
Production Date		Production Time	
Order	24359-2	Department	MET. QUALITY INSPEC
Inspector	kcaban	Inspection Date	14-JAN-2009, 10:25:47
Measuring Device	PMM 12 10 6 #496	Measuring Program	Quindos7 - V 7.1.8350-B
User Name	kcaban	WKP Name	pf39180031

Text	Eval.	Actual	Nominal	Up.To1.	Low.To1.	Act-Nom	Graphic
DIST_2P75		POI					
X		2.74852	2.75000	0.02000	-0.02000	-0.00148	
DIST_2P50		POI					
Y		2.50202	2.50000	0.02000	-0.02000	0.00202	
RAD_P750		CIR					
FORM		0.00072					
RA		0.75363	0.75000	0.01000	0.00000	0.00363	
POS_P750		POI					
POSITN		0.00403	0.00000	0.02000	0.00000	0.00403	
SLOT(1)		AXI					
LA_DIS		0.52962	0.53000	0.00500	-0.00500	-0.00038	
SM_DIS		0.28087	0.28000	0.01500	-0.00200	0.00087	
POS\$SLOT(1)		POI					
POSITN		0.00198	0.00000	0.04000	0.00000	0.00198	
SLOT(2)		AXI					
LA_DIS		0.52957	0.53000	0.00500	-0.00500	-0.00043	
SM_DIS		0.28076	0.28000	0.01500	-0.00200	0.00076	
POS\$SLOT(2)		POI					
POSITN		0.00171	0.00000	0.04000	0.00000	0.00171	
SLOT(3)		AXI					
LA_DIS		0.52973	0.53000	0.00500	-0.00500	-0.00027	
SM_DIS		0.28092	0.28000	0.01500	-0.00200	0.00092	
POS\$SLOT(3)		POI					
POSITN		0.00157	0.00000	0.04000	0.00000	0.00157	
POS\$THRD(1)		AXI					
POSITN		0.00645	0.00000	0.01300	0.00000	0.00645	
POS\$THRD(2)		AXI					
POSITN		0.00971	0.00000	0.01300	0.00000	0.00971	

Text	Eval.	Actual	Nominal	Up.To1.	Low.To1.	Act-Nom	Graphic
Date: 14-Jan-09, 11:21:46		pf39180031				Page 1 of 2	

Date: 14-Jan-09, 11:21:46			pf39180031			Page 2 of 2	
Text	Eval.	Actual	Nominal	Up.Tol.	Low.Tol.	Act-Nom	Graphic
POS\$THRD(3)			AXI				
	POSITN	0.00667	0.00000	0.01300	0.00000	0.00667	
POS\$THRD(4)			AXI				
	POSITN	0.00924	0.00000	0.01300	0.00000	0.00924	

Text	Eval.	Actual	Nominal	Up.Tol.	Low.Tol.	Act-Nom	Graphic
Date: 14-Jan-09, 11:21:46			pf39180031			Page 2 of 2	

Quindos Measuring Report



3D-Application Center

Description	MOUNT, CAMERA PLAT	Customer	R. ATKINSON
Drawing Number	PF-391-800-31 R0	Serial Number	002
Remarks		Article Number	
Supplier	MFD	Delivery Date	
Delivery Note		Delivery Volume	
Lot Number		Lot Size	
Test Schedule		Sample Size	
Production Machine		Production Tool	
Production Date		Production Time	
Order	24359-2	Department	MET. QUALITY INSPEC
Inspector	kcaban	Inspection Date	14-JAN-2009, 11:23:27
Measuring Device	PMM 12 10 6 #496	Measuring Program	Quindos7 - V 7.1.8350-B
User Name	kcaban	WKP Name	pf39180031


Text	Eval.	Actual	Nominal	Up.To1.	Low.To1.	Act-Nom	Graphic
DIST_2P75		POI					
X		2.74892	2.75000	0.02000	-0.02000	-0.00108	
DIST_2P50		POI					
Y		2.50153	2.50000	0.02000	-0.02000	0.00153	
RAD_P750		CIR					
FORM		0.00043					
RA		0.75456	0.75000	0.01000	0.00000	0.00456	
POS_P750		POI					
POSITN		0.00187	0.00000	0.02000	0.00000	0.00187	
SLOT(1)		AXI					
LA_DIS		0.52957	0.53000	0.00500	-0.00500	-0.00043	
SM_DIS		0.28068	0.28000	0.01500	-0.00200	0.00068	
POS\$SLOT(1)		POI					
POSITN		0.00260	0.00000	0.04000	0.00000	0.00260	
SLOT(2)		AXI					
LA_DIS		0.52947	0.53000	0.00500	-0.00500	-0.00053	
SM_DIS		0.28070	0.28000	0.01500	-0.00200	0.00070	
POS\$SLOT(2)		POI					
POSITN		0.00233	0.00000	0.04000	0.00000	0.00233	
SLOT(3)		AXI					
LA_DIS		0.52965	0.53000	0.00500	-0.00500	-0.00035	
SM_DIS		0.28082	0.28000	0.01500	-0.00200	0.00082	
POS\$SLOT(3)		POI					
POSITN		0.00199	0.00000	0.04000	0.00000	0.00199	
POS\$THRD(1)		AXI					
POSITN		0.00738	0.00000	0.01300	0.00000	0.00738	
POS\$THRD(2)		AXI					
POSITN		0.00896	0.00000	0.01300	0.00000	0.00896	

Text	Eval.	Actual	Nominal	Up.To1.	Low.To1.	Act-Nom	Graphic
Date: 14-Jan-09, 11:23:27		pf39180031				Page 1 of 2	

Date: 14-Jan-09, 11:23:27			pf39180031			Page 2 of 2	
Text	Eval.	Actual	Nominal	Up.Tol.	Low.Tol.	Act-Nom	Graphic


POS\$THRD(3)

AXI

POSITN		0.00866	0.00000	0.01300	0.00000	0.00866	
--------	--	---------	---------	---------	---------	---------	---

POS\$THRD(4)

AXI

POSITN		0.00344	0.00000	0.01300	0.00000	0.00344	
--------	--	---------	---------	---------	---------	---------	---

Text	Eval.	Actual	Nominal	Up.Tol.	Low.Tol.	Act-Nom	Graphic
Date: 14-Jan-09, 11:23:27			pf39180031			Page 2 of 2	

Quindos Measuring Report



3D-Application Center

Description	MOUNT, CAMERA PLAT	Customer	R. ATKINSON
Drawing Number	PF-391-800-31 R0	Serial Number	003
Remarks		Article Number	
Supplier	MFD	Delivery Date	
Delivery Note		Delivery Volume	
Lot Number		Lot Size	
Test Schedule		Sample Size	
Production Machine		Production Tool	
Production Date		Production Time	
Order	24359-2	Department	MET. QUALITY INSPEC
Inspector	kcaban	Inspection Date	14-JAN-2009, 11:38:19
Measuring Device	PMM 12 10 6 #496	Measuring Program	Quindos7 - V 7.1.8350-B
User Name	kcaban	WKP Name	pf39180031

Text	Eval.	Actual	Nominal	Up.To1.	Low.To1.	Act-Nom	Graphic
DIST_2P75		POI					
X		2.74855	2.75000	0.02000	-0.02000	-0.00145	
DIST_2P50		POI					
Y		2.50207	2.50000	0.02000	-0.02000	0.00207	
RAD_P750		CIR					
FORM		0.00048					
RA		0.75450	0.75000	0.01000	0.00000	0.00450	
POS_P750		POI					
POSITN		0.00219	0.00000	0.02000	0.00000	0.00219	
SLOT(1)		AXI					
LA_DIS		0.52952	0.53000	0.00500	-0.00500	-0.00048	
SM_DIS		0.28076	0.28000	0.01500	-0.00200	0.00076	
POS\$SLOT(1)		POI					
POSITN		0.00190	0.00000	0.04000	0.00000	0.00190	
SLOT(2)		AXI					
LA_DIS		0.52956	0.53000	0.00500	-0.00500	-0.00044	
SM_DIS		0.28056	0.28000	0.01500	-0.00200	0.00056	
POS\$SLOT(2)		POI					
POSITN		0.00202	0.00000	0.04000	0.00000	0.00202	
SLOT(3)		AXI					
LA_DIS		0.52959	0.53000	0.00500	-0.00500	-0.00041	
SM_DIS		0.28084	0.28000	0.01500	-0.00200	0.00084	
POS\$SLOT(3)		POI					
POSITN		0.00156	0.00000	0.04000	0.00000	0.00156	
POS\$THRD(1)		AXI					
POSITN		0.00954	0.00000	0.01300	0.00000	0.00954	
POS\$THRD(2)		AXI					
POSITN		0.00968	0.00000	0.01300	0.00000	0.00968	

Text	Eval.	Actual	Nominal	Up.To1.	Low.To1.	Act-Nom	Graphic
Date: 14-Jan-09, 11:38:19		pf39180031				Page 1 of 2	

Date: 14-Jan-09, 11:38:19			pf39180031			Page 2 of 2	
Text	Eval.	Actual	Nominal	Up.Tol.	Low.Tol.	Act-Nom	Graphic
POS\$THRD(3)			AXI				
	POSITN	0.00920	0.00000	0.01300	0.00000	0.00920	
POS\$THRD(4)			AXI				
	POSITN	0.00912	0.00000	0.01300	0.00000	0.00912	

Text	Eval.	Actual	Nominal	Up.Tol.	Low.Tol.	Act-Nom	Graphic
Date: 14-Jan-09, 11:38:19			pf39180031			Page 2 of 2	

Quindos Measuring Report



3D-Application Center

Description	MOUNT, CAMERA PLAT	Customer	R. ATKINSON
Drawing Number	PF-391-800-31 R0	Serial Number	004
Remarks		Article Number	
Supplier	MFD	Delivery Date	
Delivery Note		Delivery Volume	
Lot Number		Lot Size	
Test Schedule		Sample Size	
Production Machine		Production Tool	
Production Date		Production Time	
Order	24359-2	Department	MET. QUALITY INSPEC
Inspector	kcaban	Inspection Date	14-JAN-2009, 12:56:28
Measuring Device	PMM 12 10 6 #496	Measuring Program	Quindos7 - V 7.1.8350-B
User Name	kcaban	WKP Name	pf39180031

Text	Eval.	Actual	Nominal	Up.To1.	Low.To1.	Act-Nom	Graphic
DIST_2P75		POI					
X		2.74950	2.75000	0.02000	-0.02000	-0.00050	
DIST_2P50		POI					
Y		2.50179	2.50000	0.02000	-0.02000	0.00179	
RAD_P750		CIR					
FORM		0.00019					
RA		0.75458	0.75000	0.01000	0.00000	0.00458	
POS_P750		POI					
POSITN		0.00191	0.00000	0.02000	0.00000	0.00191	
SLOT(1)		AXI					
LA_DIS		0.52961	0.53000	0.00500	-0.00500	-0.00039	
SM_DIS		0.28075	0.28000	0.01500	-0.00200	0.00075	
POS\$SLOT(1)		POI					
POSITN		0.00092	0.00000	0.04000	0.00000	0.00092	
SLOT(2)		AXI					
LA_DIS		0.52961	0.53000	0.00500	-0.00500	-0.00039	
SM_DIS		0.28071	0.28000	0.01500	-0.00200	0.00071	
POS\$SLOT(2)		POI					
POSITN		0.00127	0.00000	0.04000	0.00000	0.00127	
SLOT(3)		AXI					
LA_DIS		0.52962	0.53000	0.00500	-0.00500	-0.00038	
SM_DIS		0.28078	0.28000	0.01500	-0.00200	0.00078	
POS\$SLOT(3)		POI					
POSITN		0.00159	0.00000	0.04000	0.00000	0.00159	
POS\$THRD(1)		AXI					
POSITN		0.00392	0.00000	0.01300	0.00000	0.00392	
POS\$THRD(2)		AXI					
POSITN		0.00468	0.00000	0.01300	0.00000	0.00468	

Text	Eval.	Actual	Nominal	Up.To1.	Low.To1.	Act-Nom	Graphic
Date: 14-Jan-09, 12:56:29		pf39180031				Page 1 of 2	

Date: 14-Jan-09, 12:56:29			pf39180031			Page 2 of 2	
Text	Eval.	Actual	Nominal	Up.Tol.	Low.Tol.	Act-Nom	Graphic
POS\$THRD(3)			AXI				
	POSITN	0.00866	0.00000	0.01300	0.00000	0.00866	
POS\$THRD(4)			AXI				
	POSITN	0.00413	0.00000	0.01300	0.00000	0.00413	

Text	Eval.	Actual	Nominal	Up.Tol.	Low.Tol.	Act-Nom	Graphic
Date: 14-Jan-09, 12:56:29			pf39180031			Page 2 of 2	