

# Quindos Measuring Report




















3D-Application Center










Description	RAFT PLATE	Customer	J. TICE
Drawing Number	PF-391-521-26 SH-3	Serial Number	RP-2
Remarks		Article Number	
Supplier	CUSTOMER	Delivery Date	
Delivery Note		Delivery Volume	
Lot Number		Lot Size	
Test Schedule		Sample Size	
Production Machine		Production Tool	
Production Date		Production Time	
Order	8826001	Department	MET. QUALITY INSPEC
Inspector	kcaban	Inspection Date	18-DEC-2009, 10:45:15
Measuring Device	PMM 12 10 6 #496	Measuring Program	Quindos7 - V 7.1.9329
User Name	kcaban	WKP Name	NO\$NAME

Text	Eval.	Actual	Nominal	Up.To1.	Low.To1.	Act-Nom	Graphic
DATUM_A		PLA					
FORM		0.00161	0.00000	0.00200	0.00000	0.00161	
DATUM_B		PLA					
FORM		0.00068					
DATUM_C		PLA					
FORM		0.00032					
SQRNS_ABC		PLA					
SQRNES		0.00036	0.00000	0.00100	0.00000	0.00036	
BOSS\$PLA(1)		PLA					
PA_MXMY		44.96900	45.00000	0.50000	-0.50000	-0.03100	
POS\$BOSS(1)		AXI					
X		-3.71264	3.71300	0.00500	-0.00500	-0.00036	
Y		0.66298	0.66300	0.00500	-0.00500	-0.00002	
BOSS_P300(1)		AXI					
DXYZ		0.30005	0.30000	0.00500	-0.00500	0.00005	
BOSS\$PLA(5)		PLA					
PA_MYMX		59.03330	59.00000	0.50000	-0.50000	0.03330	
POS\$BOSS(2)		AXI					
X		-2.64390	2.64400	0.00500	-0.00500	-0.00010	
Y		2.66821	2.66900	0.00500	-0.00500	-0.00079	
BOSS_P300(2)		AXI					
DXYZ		0.29957	0.30000	0.00500	-0.00500	-0.00043	
BOSS\$PLA(9)		PLA					
PA_MYMX		45.03109	45.00000	0.50000	-0.50000	0.03109	
POS\$BOSS(3)		AXI					
X		-0.84945	0.84900	0.00500	-0.00500	0.00045	
Y		3.42492	3.42500	0.00500	-0.00500	-0.00008	

Text	Eval.	Actual	Nominal	Up.To1.	Low.To1.	Act-Nom	Graphic
Date: 18-Dec-09, 10:45:15		NO\$NAME				Page 1 of 5	

Date: 18-Dec-09, 10:45:15			NO\$NAME			Page 2 of 5	
Text	Eval.	Actual	Nominal	Up.Tol.	Low.Tol.	Act-Nom	Graphic
BOSS_P300(3)			AXI				
	DXYZ	0.30186	0.30000	0.00500	-0.00500	0.00186	
THRD_A(1)			CIR				
	X	-1.05975	1.06000			-0.00025	
	Y	0.21869	0.22000			-0.00131	
POS_A(1)			POI				
	POSITN	0.00266	0.00000	0.00700	0.00000	0.00266	
THRD_A(2)			CIR				
	X	-1.31990	1.32000			-0.00010	
	Y	1.10852	1.11000			-0.00148	
POS_A(2)			POI				
	POSITN	0.00296	0.00000	0.00700	0.00000	0.00296	
THRD_A(3)			CIR				
	X	-0.35945	0.36000			-0.00055	
	Y	1.34898	1.35000			-0.00102	
POS_A(3)			POI				
	POSITN	0.00231	0.00000	0.00700	0.00000	0.00231	
THRD_A(4)			CIR				
	X	-1.22964	1.23000			-0.00036	
	Y	1.65916	1.66000			-0.00084	
POS_A(4)			POI				
	POSITN	0.00183	0.00000	0.00700	0.00000	0.00183	
THRD_A(5)			CIR				
	X	-2.64934	2.65000			-0.00066	
	Y	0.49965	0.50000			-0.00035	
POS_A(5)			POI				
	POSITN	0.00149	0.00000	0.00700	0.00000	0.00149	
THRD_A(6)			CIR				
	X	-2.64982	2.65000			-0.00018	
	Y	1.48869	1.49000			-0.00131	
POS_A(6)			POI				
	POSITN	0.00265	0.00000	0.00700	0.00000	0.00265	
THRD_A(7)			CIR				
	X	-1.22983	1.23000			-0.00017	
	Y	2.28887	2.29000			-0.00113	
POS_A(7)			POI				
	POSITN	0.00228	0.00000	0.00700	0.00000	0.00228	
THRD_A(8)			CIR				
	X	-1.10974	1.11000			-0.00026	
	Y	2.68917	2.69000			-0.00083	
POS_A(8)			POI				
	POSITN	0.00174	0.00000	0.00700	0.00000	0.00174	

Date: 18-Dec-09, 10:45:15			NO\$NAME			Page 3 of 5	
Text	Eval.	Actual	Nominal	Up.Tol.	Low.Tol.	Act-Nom	Graphic
THRD_A(9)			CIR				
	X	-0.30720	0.30700			0.00020	
	Y	2.89936	2.90000			-0.00064	
POS_A(9)			POI				
	POSITN	0.00134	0.00000	0.00700	0.00000	0.00134	
THRD_A(10)			CIR				
	X	-1.76049	1.76000			0.00049	
	Y	4.60924	4.61000			-0.00076	
POS_A(10)			POI				
	POSITN	0.00181	0.00000	0.00700	0.00000	0.00181	
THRD_A(11)			CIR				
	X	-2.26001	2.26000			0.00001	
	Y	3.90875	3.91000			-0.00125	
POS_A(11)			POI				
	POSITN	0.00249	0.00000	0.00700	0.00000	0.00249	
THRD_A(12)			CIR				
	X	-2.16006	2.16000			0.00006	
	Y	3.15925	3.16000			-0.00075	
POS_A(12)			POI				
	POSITN	0.00151	0.00000	0.00700	0.00000	0.00151	
THRD_A(13)			CIR				
	X	-3.78973	3.79000			-0.00027	
	Y	2.88861	2.89000			-0.00139	
POS_A(13)			POI				
	POSITN	0.00283	0.00000	0.00700	0.00000	0.00283	
THRD_A(14)			CIR				
	X	-3.03977	3.04000			-0.00023	
	Y	2.88933	2.89000			-0.00067	
POS_A(14)			POI				
	POSITN	0.00142	0.00000	0.00700	0.00000	0.00142	
THRD_A(15)			CIR				
	X	-4.26023	4.26000			0.00023	
	Y	1.70047	1.70000			0.00047	
POS_A(15)			POI				
	POSITN	0.00104	0.00000	0.00700	0.00000	0.00104	
THRD_A(16)			CIR				
	X	-4.25980	4.26000			-0.00020	
	Y	0.23906	0.24000			-0.00094	
POS_A(16)			POI				
	POSITN	0.00193	0.00000	0.00700	0.00000	0.00193	
THRD_B(1)			CIR				
	X	-0.76505	0.76400			0.00105	
	Y	0.14355	0.14400			-0.00045	

Date: 18-Dec-09, 10:45:15			NO\$NAME			Page 4 of 5	
Text	Eval.	Actual	Nominal	Up.Tol.	Low.Tol.	Act-Nom	Graphic
POS_B(1)			POI				
	POSITN	0.00228	0.00000	0.00700	0.00000	0.00228	
THRD_B(2)			CIR				
	X	-1.22169	1.22000			0.00169	
	Y	0.38315	0.38300			0.00015	
POS_B(2)			POI				
	POSITN	0.00339	0.00000	0.00700	0.00000	0.00339	
THRD_B(3)			CIR				
	X	-0.13732	0.13600			0.00132	
	Y	0.76781	0.76800			-0.00019	
POS_B(3)			POI				
	POSITN	0.00267	0.00000	0.00700	0.00000	0.00267	
THRD_B(4)			CIR				
	X	-0.38123	0.38000			0.00123	
	Y	1.22325	1.22300			0.00025	
POS_B(4)			POI				
	POSITN	0.00252	0.00000	0.00700	0.00000	0.00252	
THRD_B(5)			CIR				
	X	-2.46248	2.46200			0.00048	
	Y	0.62622	0.62600			0.00022	
POS_B(5)			POI				
	POSITN	0.00105	0.00000	0.00700	0.00000	0.00105	
THRD_B(6)			CIR				
	X	-2.02213	2.02100			0.00113	
	Y	2.37634	2.37700			-0.00066	
POS_B(6)			POI				
	POSITN	0.00261	0.00000	0.00700	0.00000	0.00261	
THRD_B(7)			CIR				
	X	-0.62475	0.62300			0.00175	
	Y	2.46511	2.46500			0.00011	
POS_B(7)			POI				
	POSITN	0.00350	0.00000	0.00700	0.00000	0.00350	
THRD_B(8)			CIR				
	X	-5.21473	5.21400			0.00073	
	Y	0.14376	0.14400			-0.00024	
POS_B(8)			POI				
	POSITN	0.00153	0.00000	0.00700	0.00000	0.00153	
THRD_B(9)			CIR				
	X	-4.19131	4.19000			0.00131	
	Y	2.94186	2.94200			-0.00014	
POS_B(9)			POI				
	POSITN	0.00264	0.00000	0.00700	0.00000	0.00264	

Text	Eval.	Actual	Nominal	Up.Tol.	Low.Tol.	Act-Nom	Graphic
Date: 18-Dec-09, 10:45:15			NO\$NAME			Page 4 of 5	

Date: 18-Dec-09, 10:45:15			NO\$NAME			Page 5 of 5	
Text	Eval.	Actual	Nominal	Up.Tol.	Low.Tol.	Act-Nom	Graphic
<b>THRD_B(10)</b>		<b>CIR</b>					
X		-2.88301	2.88200			0.00101	
Y		4.11412	4.11400			0.00012	
<b>POS_B(10)</b>		<b>POI</b>					
POSITN		0.00203	0.00000	0.00700	0.00000	0.00203	
<b>THRD_B(11)</b>		<b>CIR</b>					
X		-0.13764	0.13600			0.00164	
Y		5.01764	5.01700			0.00064	
<b>POS_B(11)</b>		<b>POI</b>					
POSITN		0.00352	0.00000	0.00700	0.00000	0.00352	
<b>SL\$CIR(1)</b>		<b>CIR</b>					
RA		0.06263	0.06300	0.00500	-0.00500	-0.00037	
X		-1.09504	1.09500			0.00004	
Y		1.10127	1.10200			-0.00073	
<b>SL\$CIR(2)</b>		<b>CIR</b>					
RA		0.06281	0.06300	0.00500	-0.00500	-0.00019	
X		-0.95042	0.95100			-0.00058	
Y		0.95707	0.95700			0.00007	
<b>SLOT(1)</b>		<b>AXI</b>					
LA_DIS		0.32966	0.33000	0.00500	-0.00500	-0.00034	
SM_DIS		0.12544	0.12550	0.00050	0.00000	-0.00006	
PP_PYMX		44.82008	45.00000	0.50000	-0.50000	-0.17992	
<b>SL\$CIR(3)</b>		<b>CIR</b>					
RA		0.06264	0.06300	0.00500	-0.00500	-0.00036	
X		-2.19107	2.19100			0.00007	
Y		2.19730	2.19800			-0.00070	
<b>SL\$CIR(4)</b>		<b>CIR</b>					
RA		0.06280	0.06300	0.00500	-0.00500	-0.00020	
X		-2.04653	2.04700			-0.00047	
Y		2.05322	2.05300			0.00022	
<b>SLOT(2)</b>		<b>AXI</b>					
LA_DIS		0.32953	0.33000	0.00500	-0.00500	-0.00047	
SM_DIS		0.12544	0.12550	0.00050	0.00000	-0.00006	
PP_PYMX		44.91271	45.00000	0.50000	-0.50000	-0.08729	
<b>POS\$SLOT</b>		<b>POI</b>					
POSITN		0.00146	0.00000	0.00200	0.00000	0.00146	
<b>POS\$SLOT(2)</b>		<b>POI</b>					
POSITN		0.00140	0.00000	0.00200	0.00000	0.00140	