

Quindos Measuring Report



3D-Application Center

Description	PUSHROD SUPPORT	Customer	R. ATKINSON
Drawing Number	PF-391-255-44 R0	Serial Number	001
Remarks		Article Number	
Supplier		Delivery Date	
Delivery Note		Delivery Volume	
Lot Number		Lot Size	
Test Schedule		Sample Size	
Production Machine		Production Tool	
Production Date		Production Time	
Order	24251-46	Department	
Inspector	kcaban	Inspection Date	07-JAN-2009, 09:21:11
Measuring Device	PMM 12 10 6 #496	Measuring Program	Quindos7 - V 7.1.8350-B
User Name	kcaban	WKP Name	NO\$NAME(1)

Text	Eval.	Actual	Nominal	Up.To1.	Low.To1.	Act-Nom	Graphic
DAT\$PLA_A		PLA					
	FORM	0.00012	0.00000	0.00500	0.00000	0.00012	
DAT\$CYL_B		CYL					
	FORM	0.00067					
	DM	0.99017	1.00000	0.00000	-0.02000	-0.00983	
SQRNS_A		AXI					
	SQRNES	0.00008	0.00000	0.01000	0.00000	0.00008	
DIST_2P07		POI					
	Z	-2.07110	2.07000	0.02000	-0.02000	0.00110	
DIST_1P94		POI					
	Z	-1.94082	1.94000	0.02000	-0.02000	0.00082	
DIST_P510(1)		AXI					
	DX	0.50658	0.51000	0.00000	-0.00500	-0.00342	
POS_P510(1)		POI					
	X	-0.00088	0.00000	0.00250	-0.00250	0.00088	
DIST_P510(2)		AXI					
	DY	0.50663	0.51000	0.00000	-0.00500	-0.00337	
POS_P510(2)		POI					
	Y	0.00038	0.00000	0.00250	-0.00250	0.00038	
RAD_P125		CIR					
	RA	0.12583	0.12500	0.00500	-0.00500	0.00083	
POS_P194(1)		POI					
	POSITN	0.00934	0.00000	0.01400	0.00000	0.00934	
POS_P194(1)		POI					
	POSITN	0.00828	0.00000	0.01400	0.00000	0.00828	
POS_P194(2)		POI					
	POSITN	0.00783	0.00000	0.01400	0.00000	0.00783	

Text	Eval.	Actual	Nominal	Up.To1.	Low.To1.	Act-Nom	Graphic
Date: 07-Jan-09, 09:21:13		NO\$NAME(1)				Page 1 of 2	

Date: 07-Jan-09, 09:21:13			NO\$NAME(1)			Page 2 of 2	
Text	Eval.	Actual	Nominal	Up.To1.	Low.To1.	Act-Nom	Graphic
POS_P194(3)			POI				
	POSITN	0.00947	0.00000	0.01400	0.00000	0.00947	
POS_P194(4)			POI				
	POSITN	0.00884	0.00000	0.01400	0.00000	0.00884	
DIST_P25			POI				
	Z	-0.25112	0.25000	0.02000	-0.02000	0.00112	
POS_P50			POI				
	Y	-0.00205	0.00000	0.01000	-0.01000	0.00205	

Text	Eval.	Actual	Nominal	Up.To1.	Low.To1.	Act-Nom	Graphic
Date: 07-Jan-09, 09:21:13			NO\$NAME(1)			Page 2 of 2	

Quindos Measuring Report



3D-Application Center

Description	PUSHROD SUPPORT	Customer	R. ATKINSON
Drawing Number	PF-391-255-44 R0	Serial Number	002
Remarks		Article Number	
Supplier		Delivery Date	
Delivery Note		Delivery Volume	
Lot Number		Lot Size	
Test Schedule		Sample Size	
Production Machine		Production Tool	
Production Date		Production Time	
Order	24251-46	Department	
Inspector	kcaban	Inspection Date	07-JAN-2009, 10:04:36
Measuring Device	PMM 12 10 6 #496	Measuring Program	Quindos7 - V 7.1.8350-B
User Name	kcaban	WKP Name	NO\$NAME(1)

Text	Eval.	Actual	Nominal	Up.To1.	Low.To1.	Act-Nom	Graphic
DAT\$PLA_A		PLA					
	FORM	0.00012	0.00000	0.00500	0.00000	0.00012	
DAT\$CYL_B		CYL					
	FORM	0.00029					
	DM	0.99019	1.00000	0.00000	-0.02000	-0.00981	
SQRNS_A		AXI					
	SQRNES	0.00023	0.00000	0.01000	0.00000	0.00023	
DIST_2P07		POI					
	Z	-2.07140	2.07000	0.02000	-0.02000	0.00140	
DIST_1P94		POI					
	Z	-1.93765	1.94000	0.02000	-0.02000	-0.00235	
DIST_P510(1)		AXI					
	DX	0.50676	0.51000	0.00000	-0.00500	-0.00324	
POS_P510(1)		POI					
	X	0.00040	0.00000	0.00250	-0.00250	0.00040	
DIST_P510(2)		AXI					
	DY	0.50648	0.51000	0.00000	-0.00500	-0.00352	
POS_P510(2)		POI					
	Y	0.00044	0.00000	0.00250	-0.00250	0.00044	
RAD_P125		CIR					
	RA	0.12540	0.12500	0.00500	-0.00500	0.00040	
POS_P194(1)		POI					
	POSITN	0.00952	0.00000	0.01400	0.00000	0.00952	
POS_P194(2)		POI					
	POSITN	0.01167	0.00000	0.01400	0.00000	0.01167	
POS_P194(3)		POI					
	POSITN	0.01131	0.00000	0.01400	0.00000	0.01131	

Text	Eval.	Actual	Nominal	Up.To1.	Low.To1.	Act-Nom	Graphic
Date: 07-Jan-09, 10:04:37		NO\$NAME(1)				Page 1 of 2	

Date: 07-Jan-09, 10:04:37			NO\$NAME(1)			Page 2 of 2	
Text	Eval.	Actual	Nominal	Up.Tol.	Low.Tol.	Act-Nom	Graphic
POS_P194(4)			POI				
	POSITN	0.01024	0.00000	0.01400	0.00000	0.01024	
DIST_P25			POI				
	Z	-0.25100	0.25000	0.02000	-0.02000	0.00100	
POS_P50			POI				
	Y	0.00031	0.00000	0.01000	-0.01000	0.00031	

Text	Eval.	Actual	Nominal	Up.Tol.	Low.Tol.	Act-Nom	Graphic
Date: 07-Jan-09, 10:04:37			NO\$NAME(1)			Page 2 of 2	

Quindos Measuring Report



3D-Application Center

Description	PUSHROD SUPPORT	Customer	R. ATKINSON
Drawing Number	PF-391-255-44 R0	Serial Number	003
Remarks		Article Number	
Supplier		Delivery Date	
Delivery Note		Delivery Volume	
Lot Number		Lot Size	
Test Schedule		Sample Size	
Production Machine		Production Tool	
Production Date		Production Time	
Order	24251-46	Department	
Inspector	kcaban	Inspection Date	07-JAN-2009, 12:46:16
Measuring Device	PMM 12 10 6 #496	Measuring Program	Quindos7 - V 7.1.8350-B
User Name	kcaban	WKP Name	NO\$NAME(1)

Text	Eval.	Actual	Nominal	Up.To1.	Low.To1.	Act-Nom	Graphic
DAT\$PLA_A		PLA					
	FORM	0.00018	0.00000	0.00500	0.00000	0.00018	
DAT\$CYL_B		CYL					
	FORM	0.00108					
	DM	0.99013	1.00000	0.00000	-0.02000	-0.00987	
SQRNS_A		AXI					
	SQRNES	0.00046	0.00000	0.01000	0.00000	0.00046	
DIST_2P07		POI					
	Z	-2.06809	2.07000	0.02000	-0.02000	-0.00191	
DIST_1P94		POI					
	Z	-1.93671	1.94000	0.02000	-0.02000	-0.00329	
DIST_P510(1)		AXI					
	DX	0.50671	0.51000	0.00000	-0.00500	-0.00329	
POS_P510(1)		POI					
	X	-0.00116	0.00000	0.00250	-0.00250	0.00116	
DIST_P510(2)		AXI					
	DY	0.50640	0.51000	0.00000	-0.00500	-0.00360	
POS_P510(2)		POI					
	Y	0.00188	0.00000	0.00250	-0.00250	0.00188	
RAD_P125		CIR					
	RA	0.12505	0.12500	0.00500	-0.00500	0.00005	
POS_P194(1)		POI					
	POSITN	0.00437	0.00000	0.01400	0.00000	0.00437	
POS_P194(2)		POI					
	POSITN	0.00333	0.00000	0.01400	0.00000	0.00333	
POS_P194(3)		POI					
	POSITN	0.00255	0.00000	0.01400	0.00000	0.00255	

Text	Eval.	Actual	Nominal	Up.To1.	Low.To1.	Act-Nom	Graphic
Date: 07-Jan-09, 12:46:19		NO\$NAME(1)				Page 1 of 2	

Date: 07-Jan-09, 12:46:19			NO\$NAME(1)			Page 2 of 2	
Text	Eval.	Actual	Nominal	Up.To1.	Low.To1.	Act-Nom	Graphic
POS_P194(4)			POI				
	POSITN	0.00320	0.00000	0.01400	0.00000	0.00320	
DIST_P25			POI				
	Z	-0.25219	0.25000	0.02000	-0.02000	0.00219	
POS_P50			POI				
	Y	-0.00256	0.00000	0.01000	-0.01000	0.00256	

Text	Eval.	Actual	Nominal	Up.To1.	Low.To1.	Act-Nom	Graphic
Date: 07-Jan-09, 12:46:19			NO\$NAME(1)			Page 2 of 2	

Quindos Measuring Report



3D-Application Center

Description	PUSHROD SUPPORT	Customer	R. ATKINSON
Drawing Number	PF-391-255-44 R0	Serial Number	004
Remarks		Article Number	
Supplier		Delivery Date	
Delivery Note		Delivery Volume	
Lot Number		Lot Size	
Test Schedule		Sample Size	
Production Machine		Production Tool	
Production Date		Production Time	
Order	24251-46	Department	
Inspector	kcaban	Inspection Date	07-JAN-2009, 13:18:08
Measuring Device	PMM 12 10 6 #496	Measuring Program	Quindos7 - V 7.1.8350-B
User Name	kcaban	WKP Name	NO\$NAME(1)

Text	Eval.	Actual	Nominal	Up.To1.	Low.To1.	Act-Nom	Graphic
DAT\$PLA_A		PLA					
	FORM	0.00017	0.00000	0.00500	0.00000	0.00017	
DAT\$CYL_B		CYL					
	FORM	0.00067					
	DM	0.99009	1.00000	0.00000	-0.02000	-0.00991	
SQRNS_A		AXI					
	SQRNES	0.00039	0.00000	0.01000	0.00000	0.00039	
DIST_2P07		POI					
	Z	-2.07046	2.07000	0.02000	-0.02000	0.00046	
DIST_1P94		POI					
	Z	-1.93775	1.94000	0.02000	-0.02000	-0.00225	
DIST_P510(1)		AXI					
	DX	0.50683	0.51000	0.00000	-0.00500	-0.00317	
POS_P510(1)		POI					
	X	-0.00109	0.00000	0.00250	-0.00250	0.00109	
DIST_P510(2)		AXI					
	DY	0.50644	0.51000	0.00000	-0.00500	-0.00356	
POS_P510(2)		POI					
	Y	0.00113	0.00000	0.00250	-0.00250	0.00113	
RAD_P125		CIR					
	RA	0.12462	0.12500	0.00500	-0.00500	-0.00038	
POS_P194(1)		POI					
	POSITN	0.00329	0.00000	0.01400	0.00000	0.00329	
POS_P194(2)		POI					
	POSITN	0.00501	0.00000	0.01400	0.00000	0.00501	
POS_P194(3)		POI					
	POSITN	0.00446	0.00000	0.01400	0.00000	0.00446	

Text	Eval.	Actual	Nominal	Up.To1.	Low.To1.	Act-Nom	Graphic
Date: 07-Jan-09, 13:18:08		NO\$NAME(1)				Page 1 of 2	

Date: 07-Jan-09, 13:18:08			NO\$NAME(1)			Page 2 of 2	
Text	Eval.	Actual	Nominal	Up.Tol.	Low.Tol.	Act-Nom	Graphic
POS_P194(4)			POI				
	POSITN	0.00310	0.00000	0.01400	0.00000	0.00310	
DIST_P25			POI				
	Z	-0.25308	0.25000	0.02000	-0.02000	0.00308	
POS_P50			POI				
	Y	-0.00786	0.00000	0.01000	-0.01000	0.00786	

Text	Eval.	Actual	Nominal	Up.Tol.	Low.Tol.	Act-Nom	Graphic
Date: 07-Jan-09, 13:18:08			NO\$NAME(1)			Page 2 of 2	

Quindos Measuring Report


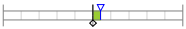
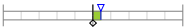


3D-Application Center

Description	PUSHROD SUPPORT	Customer	R. ATKINSON
Drawing Number	PF-391-255-44 R0	Serial Number	005
Remarks		Article Number	
Supplier		Delivery Date	
Delivery Note		Delivery Volume	
Lot Number		Lot Size	
Test Schedule		Sample Size	
Production Machine		Production Tool	
Production Date		Production Time	
Order	24251-46	Department	
Inspector	kcaban	Inspection Date	07-JAN-2009, 13:35:38
Measuring Device	PMM 12 10 6 #496	Measuring Program	Quindos7 - V 7.1.8350-B
User Name	kcaban	WKP Name	NO\$NAME(1)

Text	Eval.	Actual	Nominal	Up.To1.	Low.To1.	Act-Nom	Graphic
DAT\$PLA_A		PLA					
	FORM	0.00011	0.00000	0.00500	0.00000	0.00011	
DAT\$CYL_B		CYL					
	FORM	0.00064					
	DM	0.99010	1.00000	0.00000	-0.02000	-0.00990	
SQRNS_A		AXI					
	SQRNES	0.00016	0.00000	0.01000	0.00000	0.00016	
DIST_2P07		POI					
	Z	-2.07062	2.07000	0.02000	-0.02000	0.00062	
DIST_1P94		POI					
	Z	-1.93746	1.94000	0.02000	-0.02000	-0.00254	
DIST_P510(1)		AXI					
	DX	0.50684	0.51000	0.00000	-0.00500	-0.00316	
POS_P510(1)		POI					
	X	0.00034	0.00000	0.00250	-0.00250	0.00034	
DIST_P510(2)		AXI					
	DY	0.50643	0.51000	0.00000	-0.00500	-0.00357	
POS_P510(2)		POI					
	Y	0.00088	0.00000	0.00250	-0.00250	0.00088	
RAD_P125		CIR					
	RA	0.12504	0.12500	0.00500	-0.00500	0.00004	
POS_P194(1)		POI					
	POSITN	0.01227	0.00000	0.01400	0.00000	0.01227	
POS_P194(2)		POI					
	POSITN	0.01371	0.00000	0.01400	0.00000	0.01371	
POS_P194(3)		POI					
	POSITN	0.01299	0.00000	0.01400	0.00000	0.01299	

Text	Eval.	Actual	Nominal	Up.To1.	Low.To1.	Act-Nom	Graphic
Date: 07-Jan-09, 13:35:38		NO\$NAME(1)				Page 1 of 2	

Date: 07-Jan-09, 13:35:38			NO\$NAME(1)			Page 2 of 2	
Text	Eval.	Actual	Nominal	Up.Tol.	Low.Tol.	Act-Nom	Graphic
POS_P194(4)			POI				
	POSITN	0.01169	0.00000	0.01400	0.00000	0.01169	
DIST_P25			POI				
	Z	-0.25171	0.25000	0.02000	-0.02000	0.00171	
POS_P50			POI				
	Y	-0.00088	0.00000	0.01000	-0.01000	0.00088	

Text	Eval.	Actual	Nominal	Up.Tol.	Low.Tol.	Act-Nom	Graphic
Date: 07-Jan-09, 13:35:38			NO\$NAME(1)			Page 2 of 2	