

# Quindos Measuring Report






3D-Application Center

Description	PUSHROD SUPPORT	Customer	R. ATKINSON
Drawing Number	PF-391-255-44 R0	Serial Number	002
Remarks		Article Number	
Supplier		Delivery Date	
Delivery Note		Delivery Volume	
Lot Number		Lot Size	
Test Schedule		Sample Size	
Production Machine		Production Tool	
Production Date		Production Time	
Order	24251-46	Department	
Inspector	kcaban	Inspection Date	07-JAN-2009, 10:04:36
Measuring Device	PMM 12 10 6 #496	Measuring Program	Quindos7 - V 7.1.8350-B
User Name	kcaban	WKP Name	NO\$NAME(1)

Text	Eval.	Actual	Nominal	Up.To1.	Low.To1.	Act-Nom	Graphic
<b>DAT\$PLA_A</b>		<b>PLA</b>					
	FORM	0.00012	0.00000	0.00500	0.00000	0.00012	
<b>DAT\$CYL_B</b>		<b>CYL</b>					
	FORM	0.00029					
	DM	0.99019	1.00000	0.00000	-0.02000	-0.00981	
<b>SQRNS_A</b>		<b>AXI</b>					
	SQRNES	0.00023	0.00000	0.01000	0.00000	0.00023	
<b>DIST_2P07</b>		<b>POI</b>					
	Z	-2.07140	2.07000	0.02000	-0.02000	0.00140	
<b>DIST_1P94</b>		<b>POI</b>					
	Z	-1.93765	1.94000	0.02000	-0.02000	-0.00235	
<b>DIST_P510(1)</b>		<b>AXI</b>					
	DX	0.50676	0.51000	0.00000	-0.00500	-0.00324	
<b>POS_P510(1)</b>		<b>POI</b>					
	X	0.00040	0.00000	0.00250	-0.00250	0.00040	
<b>DIST_P510(2)</b>		<b>AXI</b>					
	DY	0.50648	0.51000	0.00000	-0.00500	-0.00352	
<b>POS_P510(2)</b>		<b>POI</b>					
	Y	0.00044	0.00000	0.00250	-0.00250	0.00044	
<b>RAD_P125</b>		<b>CIR</b>					
	RA	0.12540	0.12500	0.00500	-0.00500	0.00040	
<b>POS_P194(1)</b>		<b>POI</b>					
	POSITN	0.00952	0.00000	0.01400	0.00000	0.00952	
<b>POS_P194(2)</b>		<b>POI</b>					
	POSITN	0.01167	0.00000	0.01400	0.00000	0.01167	
<b>POS_P194(3)</b>		<b>POI</b>					
	POSITN	0.01131	0.00000	0.01400	0.00000	0.01131	

Text	Eval.	Actual	Nominal	Up.To1.	Low.To1.	Act-Nom	Graphic
Date: 07-Jan-09, 10:04:37		NO\$NAME(1)				Page 1 of 2	

Date: 07-Jan-09, 10:04:37			NO\$NAME(1)			Page 2 of 2	
Text	Eval.	Actual	Nominal	Up.Tol.	Low.Tol.	Act-Nom	Graphic
<b>POS_P194(4)</b>			<b>POI</b>				
	POSITN	0.01024	0.00000	0.01400	0.00000	0.01024	
<b>DIST_P25</b>			<b>POI</b>				
	Z	-0.25100	0.25000	0.02000	-0.02000	0.00100	
<b>POS_P50</b>			<b>POI</b>				
	Y	0.00031	0.00000	0.01000	-0.01000	0.00031	

Text	Eval.	Actual	Nominal	Up.Tol.	Low.Tol.	Act-Nom	Graphic
Date: 07-Jan-09, 10:04:37			NO\$NAME(1)			Page 2 of 2	