

Quindos Measuring Report










3D-Application Center

Description	ACTUATOR ADAPTOR	Customer	R. ATKINSON
Drawing Number	PF-391-225-42 R0	Serial Number	006
Remarks		Article Number	
Supplier	MFD LIGHTMS	Delivery Date	
Delivery Note		Delivery Volume	
Lot Number		Lot Size	
Test Schedule		Sample Size	
Production Machine		Production Tool	
Production Date		Production Time	
Order	24251-44	Department	MET. QUALITY INSPEC
Inspector	kcaban	Inspection Date	13-JAN-2009, 13:59:29
Measuring Device	PMM 12 10 6 #496	Measuring Program	Quindos7 - V 7.1.8350-B
User Name	kcaban	WKP Name	PF39122542

Text	Eval.	Actual	Nominal	Up.To1.	Low.To1.	Act-Nom	Graphic
DAT\$PLA_A		PLA					
	FORM	0.00012	0.00000	0.00500	0.00000	0.00012	
DAT\$CYL_B		CYL					
	FORM	0.00015					
	DM	0.93164	0.93000	0.02000	0.00000	0.00164	
SQRNS_AB		AXI					
	SQRNES	0.00021	0.00000	0.00500	0.00000	0.00021	
DIST_P500		PLA					
	Z	-0.50072	0.50000	0.00500	-0.00500	0.00072	
PAR_P500		PLA					
	PARALL	0.00211	0.00000	0.00500	0.00000	0.00211	
DIA_2P25		CIR					
	DM	2.24462	2.25000	0.02000	-0.02000	-0.00538	
DIA_P219(1)		CIR					
	DM	0.21950	0.21900	0.00500	-0.00500	0.00050	
CBORE_P344		CIR					
	DM	0.34402	0.34400	0.00500	-0.00500	0.00002	
DEPTH_P230		POI					
	Z	-0.22824	0.23000	0.00500	-0.00500	-0.00176	
POS_P219(1)		POI					
	POSITN	0.00172	0.00000	0.01000	0.00000	0.00172	
POS_P219(2)		POI					
	POSITN	0.00332	0.00000	0.01000	0.00000	0.00332	
POS_P219(3)		POI					
	POSITN	0.00217	0.00000	0.01000	0.00000	0.00217	
POS_P219(4)		POI					
	POSITN	0.00247	0.00000	0.01000	0.00000	0.00247	

Text	Eval.	Actual	Nominal	Up.To1.	Low.To1.	Act-Nom	Graphic
Date: 13-Jan-09, 13:59:38		PF39122542				Page 1 of 2	

Date: 13-Jan-09, 13:59:38			PF39122542			Page 2 of 2		
Text	Eval.	Actual	Nominal	Up.Tol.	Low.Tol.	Act-Nom	Graphic	
DIA_P138(1)			CIR					
	DM	0.13932	0.13800	0.00500	-0.00500	0.00132		
POS_P138(1)			POI					
	POSITN	0.00245	0.00000	0.01000	0.00000	0.00245		
POS_P138(2)			POI					
	POSITN	0.00348	0.00000	0.01000	0.00000	0.00348		
POS_P138(3)			POI					
	POSITN	0.00935	0.00000	0.01000	0.00000	0.00935		
POS_P138(4)			POI					
	POSITN	0.00849	0.00000	0.01000	0.00000	0.00849		
CBORE_P138			CIR					
	DM	0.23759	0.23600	0.00500	-0.00500	0.00159		
DEPTH_P295			POI					
	Z	-0.29358	0.29500	0.00500	-0.00500	-0.00142		

Text	Eval.	Actual	Nominal	Up.Tol.	Low.Tol.	Act-Nom	Graphic
Date: 13-Jan-09, 13:59:38			PF39122542			Page 2 of 2	