

Quindos Measuring Report










3D-Application Center

Description		Customer	
Drawing Number		Serial Number	
Remarks		Article Number	
Supplier		Delivery Date	
Delivery Note		Delivery Volume	
Lot Number		Lot Size	
Test Schedule		Sample Size	
Production Machine		Production Tool	
Production Date		Production Time	
Order		Department	
Inspector	kcaban	Inspection Date	14-JAN-2009, 06:34:33
Measuring Device	PMM 12 10 6 #496	Measuring Program	Quindos7 - V 7.1.8350-B
User Name	kcaban	WKP Name	NO\$NAME

Text	Eval.	Actual	Nominal	Up.To1.	Low.To1.	Act-Nom	Graphic
DAT\$PLA_A		PLA					
	FORM	0.00012	0.00000	0.00500	0.00000	0.00012	
DAT\$CYL_B		CYL					
	FORM	0.00018					
	DM	0.93140	0.93000	0.02000	0.00000	0.00140	
SQRNS_AB		AXI					
	SQRNES	0.00009	0.00000	0.00500	0.00000	0.00009	
DIST_P500		PLA					
	Z	-0.49959	0.50000	0.00500	-0.00500	-0.00041	
PAR_P500		PLA					
	PARALL	0.00149	0.00000	0.00500	0.00000	0.00149	
DIA_2P25		CIR					
	DM	2.24566	2.25000	0.02000	-0.02000	-0.00434	
DIA_P219(1)		CIR					
	DM	0.21891	0.21900	0.00500	-0.00500	-0.00009	
CBORE_P344		CIR					
	DM	0.34402	0.34400	0.00500	-0.00500	0.00002	
DEPTH_P230		POI					
	Z	-0.22803	0.23000	0.00500	-0.00500	-0.00197	
POS_P219(1)		POI					
	POSITN	0.00209	0.00000	0.01000	0.00000	0.00209	
POS_P219(2)		POI					
	POSITN	0.00240	0.00000	0.01000	0.00000	0.00240	
POS_P219(3)		POI					
	POSITN	0.00319	0.00000	0.01000	0.00000	0.00319	
POS_P219(4)		POI					
	POSITN	0.00263	0.00000	0.01000	0.00000	0.00263	

Text	Eval.	Actual	Nominal	Up.To1.	Low.To1.	Act-Nom	Graphic
Date: 14-Jan-09, 06:43:58		NO\$NAME				Page 1 of 2	

Date: 14-Jan-09, 06:43:58			NO\$NAME			Page 2 of 2	
Text	Eval.	Actual	Nominal	Up.Tol.	Low.Tol.	Act-Nom	Graphic
DIA_P138(1)			CIR				
	DM	0.13735	0.13800	0.00500	-0.00500	-0.00065	
POS_P138(1)			POI				
	POSITN	0.00147	0.00000	0.01000	0.00000	0.00147	
POS_P138(2)			POI				
	POSITN	0.00331	0.00000	0.01000	0.00000	0.00331	
POS_P138(3)			POI				
	POSITN	0.00461	0.00000	0.01000	0.00000	0.00461	
POS_P138(4)			POI				
	POSITN	0.00510	0.00000	0.01000	0.00000	0.00510	
CBORE_P138			CIR				
	DM	0.23758	0.23600	0.00500	-0.00500	0.00158	
DEPTH_P295			POI				
	Z	-0.29525	0.29500	0.00500	-0.00500	0.00025	

Text	Eval.	Actual	Nominal	Up.Tol.	Low.Tol.	Act-Nom	Graphic
Date: 14-Jan-09, 06:43:58			NO\$NAME			Page 2 of 2	