

Quindos Measuring Report

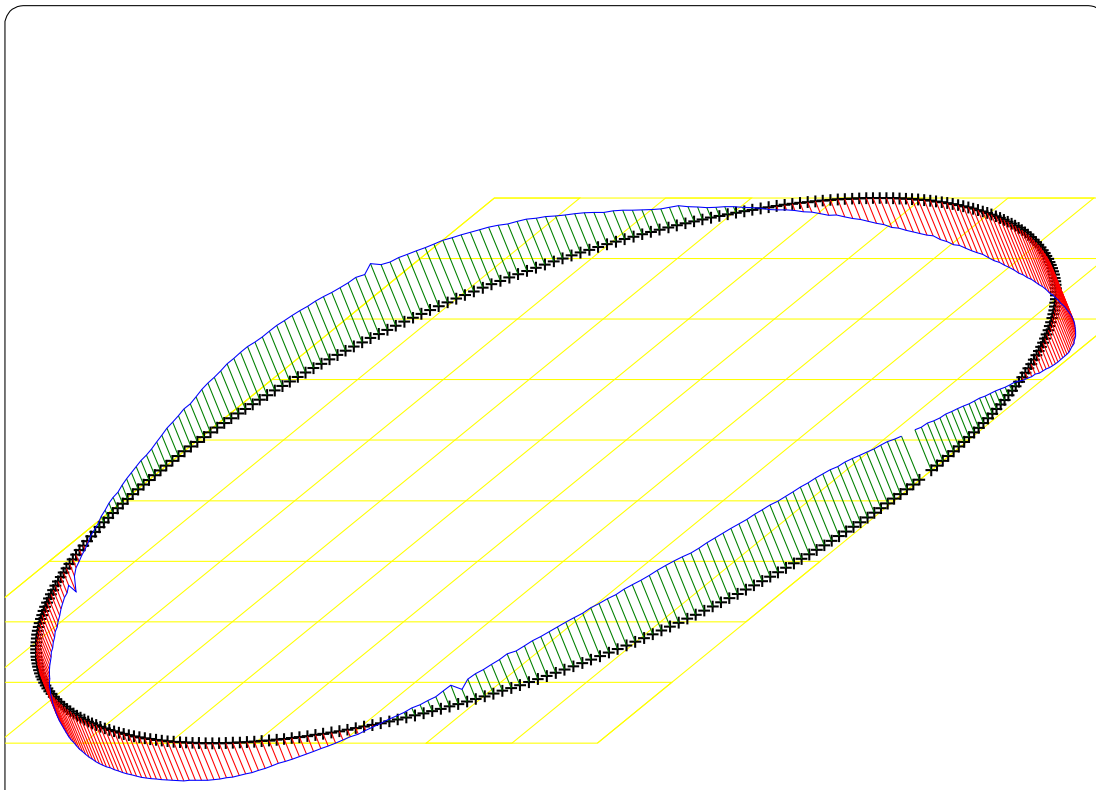


3D-Application Center

Description	ILC WAVEGUIDE	Customer	ILC-WAVEGUIDE
Drawing Number	J. TICE	Serial Number	FW03/FK03
Remarks	1111218	Article Number	J. TICE
Supplier	ILC_WAVEGUIDE	Delivery Date	
Delivery Note		Delivery Volume	
Lot Number		Lot Size	
Test Schedule		Sample Size	
Production Machine		Production Tool	
Production Date		Production Time	
Order		Department	
Inspector	kcaban	Inspection Date	09-JUL-2009, 07:37:58
Measuring Device	PMM 12 10 6 #496	Measuring Program	Quindos7 - V 7.1.9188-B
User Name	kcaban	WKP Name	ILC_WAVEGUIDE

Text	Eval.	Actual	Nominal	Up.To1.	Low.To1.	Act-Nom	Graphic
WG_SCN_PLA			PLA				
FORM		0.05802					
WG_SCN_PLA(1)			PLA				
FORM		0.05193					
WG_SCN_CIR(1)			CIR				
FORM		0.03196					
DM		90.60375					
INS_SCN_PLA(1)			PLA				
FORM		0.01509					
INS_SCN_PLA(2)			PLA				
FORM		0.01737					
INS_SCN_PLA(3)			PLA				
FORM		0.01764					
CONE			CON				
FORM		0.01713					
CONANG		170.15671	180.00000			-9.84329	
CONANG_2		85.07835	85.00000			0.07835	

Text	Eval.	Actual	Nominal	Up.To1.	Low.To1.	Act-Nom	Graphic
Date: 09-Jul-09, 07:37:58			ILC_WAVEGUIDE				Page 1 of 7



25.0
μm

Actual points : * * * Neg. Deviation : ——— Pos. Deviation : ———


Notation : ILC WAVEGUIDE Producer : ILC-WAVEGUIDE Draw. No. : J. TICE
 Ser. No. : FW03/FK03 Part No. : J. TICE Department:
 Calcul. .: Bestfit (Gauss) Filtering: No Probe dia.: 1.5 mm
 Element : WG_SCN_PLA X Y Z No.
 Form: 0.0580 Neg. Deviat.: -0.0288 24.2418 37.3291 0.7132 58
 Error Magnif.: 200 Pos. Deviat.: 0.0292 -37.7370 23.5807 0.7810 149
 No. of points: 359



FLATNESS

ISO 1101

Inspector :kcaban
 Date:09-JUL-2009
 Time:07:37:58



24.7
μm

Actual points : * * *

Neg. Deviation : ———

Pos. Deviation : ———

Notation : ILC WAVEGUIDE

Producer : ILC-WAVEGUIDE

Draw. No. : J. TICE

Ser. No. : FW03/FK03

Part No. : J. TICE

Department:

Calcul. .: Bestfit (Gauss)

Filtering: No

Probe dia.: 1.5 mm

Element : WG_SCN_PLA(1)

X

Y

Z

No.

Form: 0.0519

Neg. Deviat.: -0.0262

24.6038

36.4766

0.7100

57

Error Magnif.: 200

Pos. Deviat.: 0.0258

-35.5948

25.8611

0.7707

145

No. of points: 360

MESSTECHNIK WETZLAR



FLATNESS
ISO 1101

Inspector :kcaban

Date:09-JUL-2009

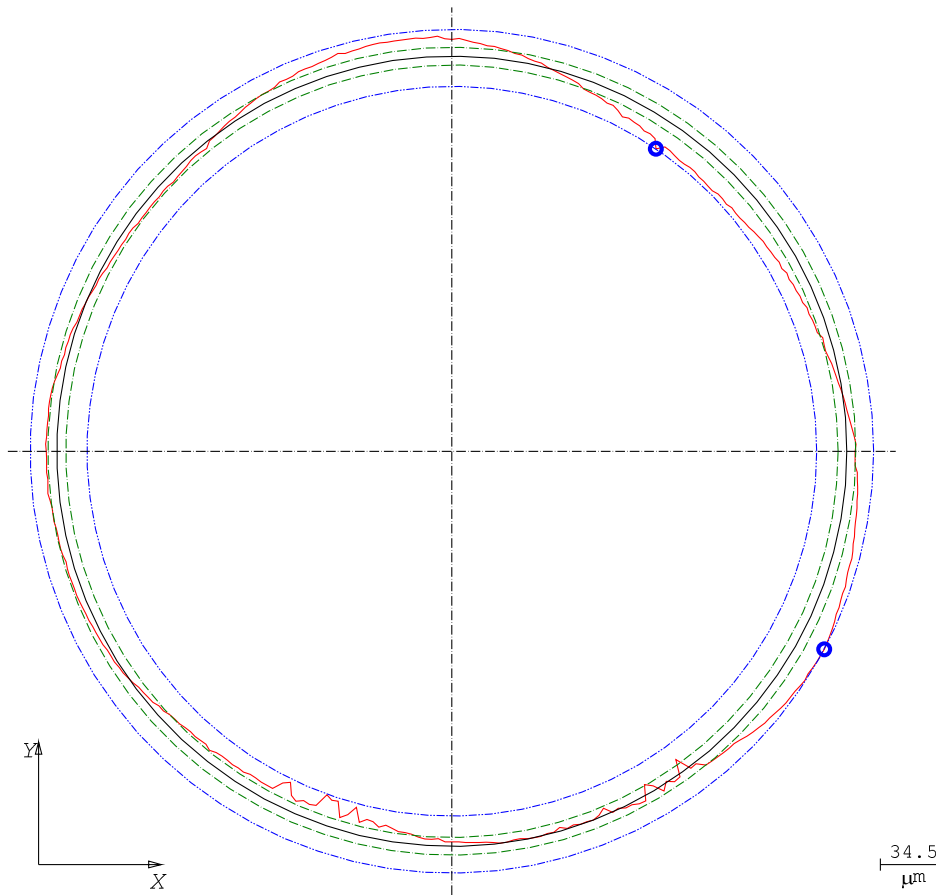
Time:07:37:58

PlSPages_1900

Date: 09-Jul-09, 07:37:58

ILC_WAVEGUIDE

Page 3 of 7



Actual curve : ———— Nom.Tolerance : - - - - - Act.Tolerance: - - - - -

Notation : ILC WAVEGUIDE	Producer : ILC-WAVEGUIDE	Draw. No. : J. TICE
Ser. No. : FW03/FK03	Part No. : J. TICE	Department:
Calcul. : Bestfit (Gauss)	Filtering: No	ond./rev. Probe dia.: 1.5 mm
Element : WG_SCN_CIR(1)		
Diameter : 90.6038	Form : 0.0320	
X-Coord. : -0.0055	Tolerance: 0.0100	
Y-Coord. : -0.0013	Err.Magn.: 200	
Z-Coord. : 0.8498	No. Pts. : 359	

MESSTECHNIK WETZLAR



ROUNDNESS

Inspector.:kcaban
Date:09-JUL-2009
Time:07:37:58



Notation : ILC WAVEGUIDE	Producer : ILC-WAVEGUIDE	Draw. No. : J. TICE					
Ser. No. : FW03/FK03	Part No. : J. TICE	Department:					
Calcul. .: Bestfit (Gauss)	Filtering: No	Probe dia.: 1.5 mm					
Element : INS_SCN_PLA(1)							
Form	0.0151	Neg. Deviat.: -0.0076	X	Y	Z	No.	
			3.0525	-43.6530	4.4713	275	
Error Magnif.:	200	Pos. Deviat.:	0.0074	43.7307	-1.5271	4.4948	359
No. of points:	359						

MESSTECHNIK WETZLAR



FLATNESS
ISO 1101

Inspector :kcaban
Date:09-JUL-2009
Time:07:37:58

PlSPages_2100

Date: 09-Jul-09, 07:37:58

ILC_WAVEGUIDE

Page 5 of 7




Notation : ILC WAVEGUIDE Producer : ILC-WAVEGUIDE Draw. No. : J. TICE
 Ser. No. : FW03/FK03 Part No. : J. TICE Department:
 Calcul. .: Bestfit (Gauss) Filtering: No Probe dia.: 1.5 mm
 Element : INS_SCN_PLA(2) X Y Z No.
 Form: 0.0174 Neg. Deviat.: -0.0086 5.3941 -43.9312 4.4288 278
 Error Magnif.: 200 Pos. Deviat.: 0.0088 44.2492 0.0000 4.4535 1
 No. of points: 359



FLATNESS
ISO 1101

Inspector :kcaban
 Date:09-JUL-2009
 Time:07:37:58



24.8
μm

Actual points : * * *

Neg. Deviation : ———

Pos. Deviation : ———

Notation : ILC WAVEGUIDE	Producer : ILC-WAVEGUIDE	Draw. No. : J. TICE					
Ser. No. : FW03/FK03	Part No. : J. TICE	Department:					
Calcul. .: Bestfit (Gauss)	Filtering: No	Probe dia.: 1.5 mm					
Element : INS_SCN_PLA(3)							
Form	0.0176	Neg. Deviat.: -0.0090	X	Y	Z	No.	
			3.1296	-44.7550	4.3754	275	
Error Magnif.:	200	Pos. Deviat.:	0.0086	44.8501	0.0000	4.4005	1
No. of points:	360						

MESSTECHNIK WETZLAR



FLATNESS
ISO 1101

Inspector :kcaban
Date:09-JUL-2009
Time:07:37:58

PlSPages_2300

Date: 09-Jul-09, 07:37:58

ILC_WAVEGUIDE

Page 7 of 7