

Quindos Measuring Report




3D-Application Center

Description	ILC WAVEGUIDE	Customer	ILC-WAVEGUIDE
Drawing Number	J. TICE	Serial Number	FW02/FK02
Remarks	1111218	Article Number	J. TICE
Supplier	ILC_WAVEGUIDE	Delivery Date	
Delivery Note		Delivery Volume	
Lot Number		Lot Size	
Test Schedule		Sample Size	
Production Machine		Production Tool	
Production Date		Production Time	
Order		Department	
Inspector	kcaban	Inspection Date	08-JUL-2009, 14:59:50
Measuring Device	PMM 12 10 6 #496	Measuring Program	Quindos7 - V 7.1.9188-B
User Name	kcaban	WKP Name	ILC_WAVEGUIDE

Text	Eval.	Actual	Nominal	Up.To1.	Low.To1.	Act-Nom	Graphic
WG_SCN_PLA			PLA				
FORM		0.08419					
WG_SCN_PLA(1)			PLA				
FORM		0.06253					
WG_SCN_CIR(1)			CIR				
FORM		0.06529					
DM		90.60012					
INS_SCN_PLA(1)			PLA				
FORM		0.01812					
INS_SCN_PLA(2)			PLA				
FORM		0.01974					
INS_SCN_PLA(3)			PLA				
FORM		0.12227					
CONE			CON				
FORM		0.12186					
CONANG		170.33579	180.00000			-9.66421	
CONANG_2		85.16790	85.00000			0.16790	

Text	Eval.	Actual	Nominal	Up.To1.	Low.To1.	Act-Nom	Graphic
Date: 08-Jul-09, 14:59:50			ILC_WAVEGUIDE				Page 1 of 7



25.2
μm

Actual points : * * * Neg. Deviation : ——— Pos. Deviation : ———

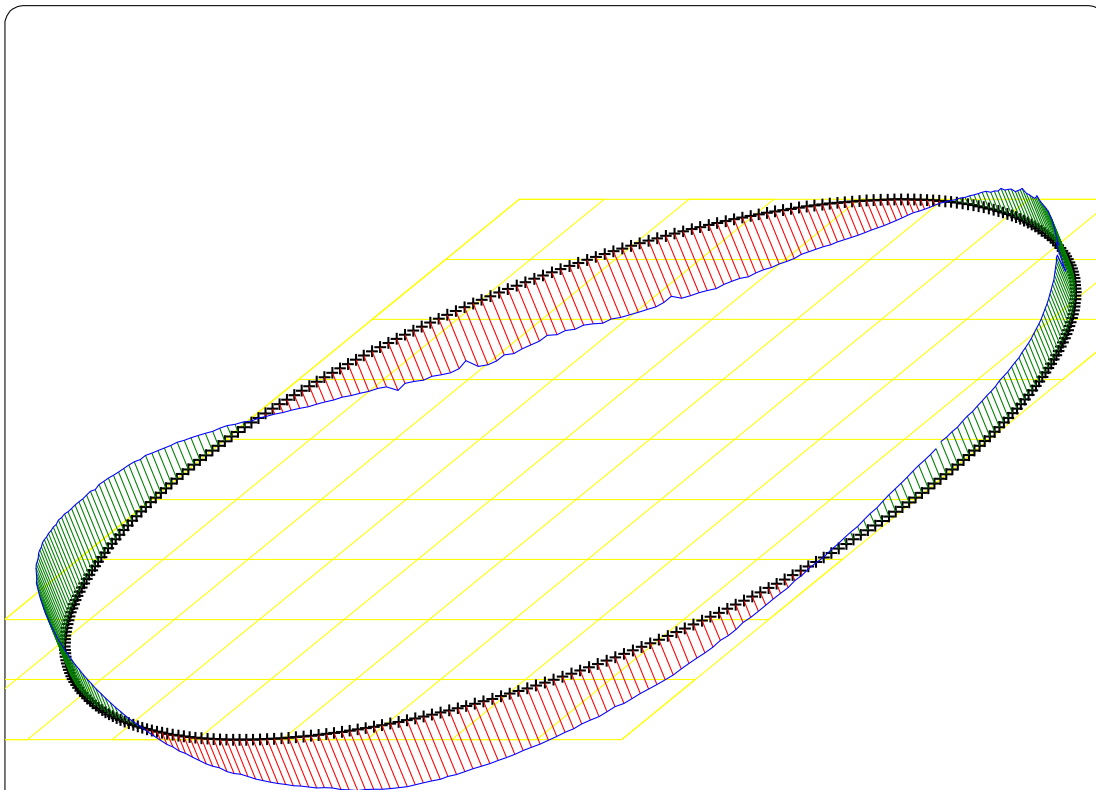
Notation : ILC WAVEGUIDE	Producer : ILC-WAVEGUIDE	Draw. No. : J. TICE					
Ser. No. : FW02/FK02	Part No. : J. TICE	Department:					
Calcul. .: Bestfit (Gauss)	Filtering: No	Probe dia.: 1.5 mm					
Element : WG_SCN_PLA							
Form	0.0842	Neg. Deviat.: -0.0300	X	Y	Z	No.	
			21.5702	-38.9137	0.7030	300	
Error Magnif.:	200	Pos. Deviat.:	0.0542	-13.7309	-42.2593	0.8314	253
No. of points:	359						



FLATNESS

ISO 1101

Inspector :kcaban
Date:08-JUL-2009
Time:14:59:50



24.9
μm

Actual points : * * * Neg. Deviation : ——— Pos. Deviation : ———

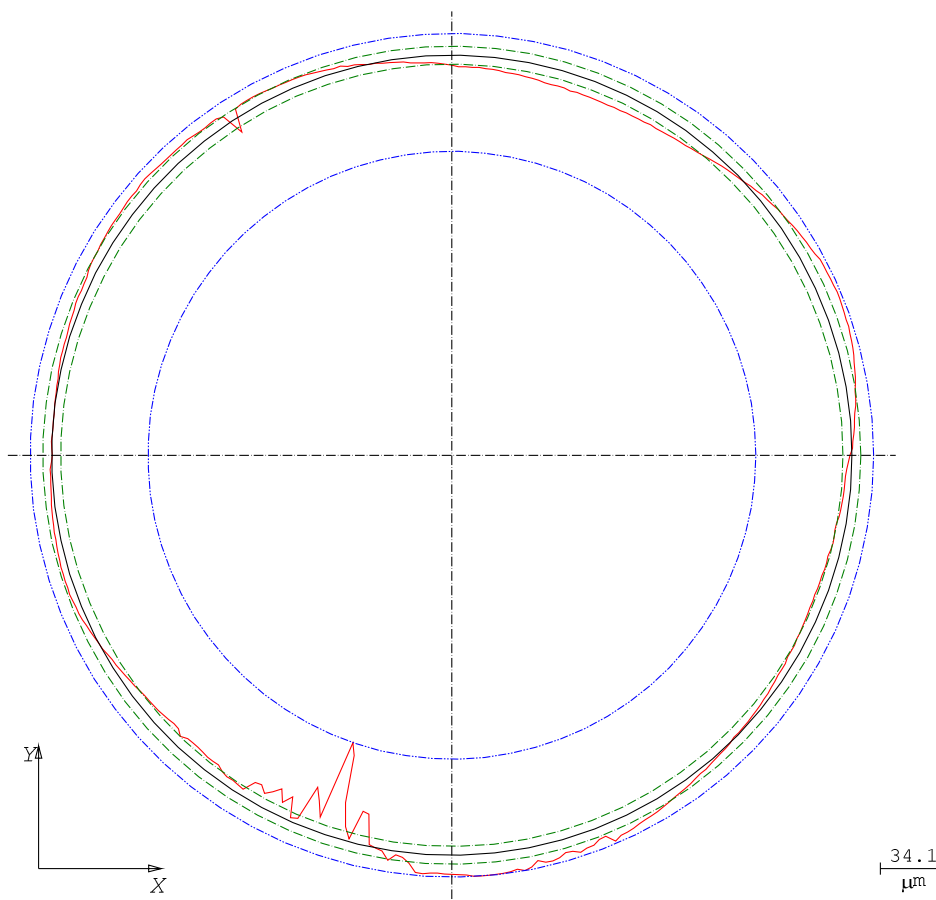
Notation : ILC WAVEGUIDE Producer : ILC-WAVEGUIDE Draw. No. : J. TICE
 Ser. No. : FW02/FK02 Part No. : J. TICE Department:
 Calcul. .: Bestfit (Gauss) Filtering: No Probe dia.: 1.5 mm
 Element : WG_SCN_PLA(1) X Y Z No.
 Form: 0.0625 Neg. Deviat.: -0.0289 14.3186 -41.5843 0.7068 290
 Error Magnif.: 200 Pos. Deviat.: 0.0336 -34.6647 -27.0830 0.8327 219
 No. of points: 360



FLATNESS

ISO 1101

Inspector :kcaban
 Date:08-JUL-2009
 Time:14:59:50



Actual curve : ———— Nom.Tolerance : - - - - - Act.Tolerance: - - - - -


Notation : ILC WAVEGUIDE Producer : ILC-WAVEGUIDE Draw. No. : J. TICE
 Ser. No. : FW02/FK02 Part No. : J. TICE Department:
 Calcul. : Bestfit (Gauss) Filtering: No ond./rev. Probe dia.: 1.5 mm
 Element : WG_SCN_CIR(1)
 Diameter : 90.6001 Form : 0.0653
 X-Coord. : -0.0001 Tolerance: 0.0100
 Y-Coord. : 0.0131 Err.Magn.: 200
 Z-Coord. : 0.8506 No. Pts. : 359

MESSTECHNIK WETZLAR



ROUNDNESS

Inspector.:kcaban
 Date:08-JUL-2009
 Time:14:59:50



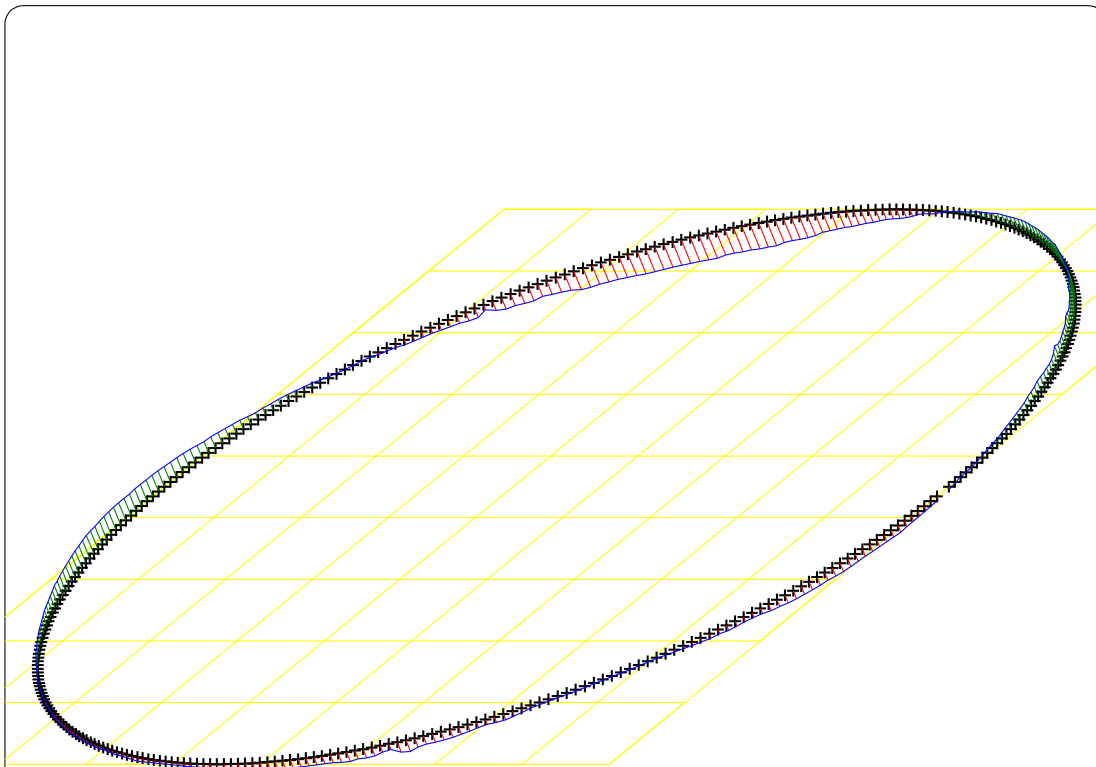
Notation : ILC WAVEGUIDE	Producer : ILC-WAVEGUIDE	Draw. No. : J. TICE					
Ser. No. : FW02/FK02	Part No. : J. TICE	Department:					
Calcul. .: Bestfit (Gauss)	Filtering: No	Probe dia.: 1.5 mm					
Element : INS_SCN_PLA(1)							
Form	0.0181	Neg. Deviat.: -0.0104	X	Y	Z	No.	
			-16.3927	40.5734	4.4704	113	
Error Magnif.:	200	Pos. Deviat.:	0.0077	25.1026	35.8502	4.4863	56
No. of points:	359						

MESSTECHNIK WETZLAR



FLATNESS
ISO 1101

Inspector :kcaban
Date:08-JUL-2009
Time:14:59:50



24.4
μm

Actual points : * * *

Neg. Deviation : ———

Pos. Deviation : ———

Notation : ILC WAVEGUIDE

Producer : ILC-WAVEGUIDE

Draw. No. : J. TICE

Ser. No. : FW02/FK02

Part No. : J. TICE

Department:

Calcul. .: Bestfit (Gauss)

Filtering: No

Probe dia.: 1.5 mm

Element : INS_SCN_PLA(2)

X

Y

Z

No.

Form: 0.0197

Neg. Deviat.: -0.0113

-18.0013

40.4316

4.4275

115

Error Magnif.: 200

Pos. Deviat.: 0.0084

-42.9471

-10.7079

4.4524

195

No. of points: 359

MESSTECHNIK WETZLAR



FLATNESS
ISO 1101

Inspector :kcaban

Date:08-JUL-2009

Time:14:59:50

PlSPages_2200

Date: 08-Jul-09, 14:59:50

ILC_WAVEGUIDE

Page 6 of 7



24.8
μm

Notation : ILC WAVEGUIDE Producer : ILC-WAVEGUIDE Draw. No. : J. TICE
 Ser. No. : FW02/FK02 Part No. : J. TICE Department:
 Calcul. .: Bestfit (Gauss) Filtering: No Probe dia.: 1.5 mm
 Element : INS_SCN_PLA(3) X Y Z No.
 Form: 0.1223 Neg. Deviat.: -0.0151 18.9617 -40.6635 4.3787 296
 Error Magnif.: 200 Pos. Deviat.: 0.1072 16.0789 -41.8870 4.5013 292
 No. of points: 359



FLATNESS

ISO 1101

Inspector :kcaban
 Date:08-JUL-2009
 Time:14:59:50