


LCLS Wire Scanner FIDUCIALIZATION REPORT




Inspector: Keith Caban
Responsible Engineer: Tim Montagne
Date: Tuesday, August 29, 2006
Work Order/Charge No.: 21990-1
Serial Number: 001072
URL of Fiducial Report: <\\Web002\www-group\met\Quality\FIDUCIAL REPORTS\LCLS WIRE SCANNER\LCLS WIRE SCANNER 001072.pdf>

Part Set-up – Coordinate System Set-up


Planar Alignment

- Mid-Plane of (2) Flange Blank-offs



Spatial Alignment

- Base Plane (where stamped SA-290-271-00E4) is located
 - Y plane




“Z” Zero

- Mid-Plane of the 2 flanges.

“X” & “Y” Zero

- X zero is created by the 2 flange ends.



Tooling Ball Measurements/Locations

Tooling Ball	FORM	DIAMETER	X	Y	Z
TB 1	0.00043	0.49766	-10.07039	-0.08679	-4.28215
TB 2	0.00036	0.49811	-10.08442	-0.06952	4.32831

