


## LCLS Wire Scanner FIDUCIALIZATION REPORT




Inspector: Keith Caban  
Responsible Engineer: Tim Montagne  
Date: Tuesday, August 29, 2006  
Work Order/Charge No.: 21990-1  
Serial Number: 001070  
URL of Fiducial Report: <\\Web002\www-group\met\Quality\FIDUCIAL REPORTS\LCLS WIRE SCANNER\LCLS WIRE SCANNER 001070.pdf>

## Part Set-up – Coordinate System Set-up


### Planar Alignment

- Mid-Plane of (2) Flange Blank-offs



### Spatial Alignment

- Base Plane (where stamped SA-290-271-00E4) is located
  - Y plane




### “Z” Zero

- Mid-Plane of the 2 flanges.

### “X” & “Y” Zero

- X zero is created by the 2 flange ends.



### Tooling Ball Measurements/Locations

Tooling Ball	FORM	DIAMETER	X	Y	Z
TB 1	0.00053	0.49722	-10.07663	-0.08666	-4.28743
TB 2	0.00045	0.49748	-10.08619	-0.08709	4.30835

