




MFD NON-COMPLIANCE REPORT # 29282-17

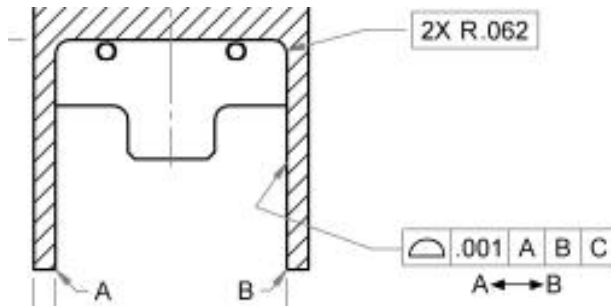
PART NAME: **EXT SAMPLE HOLDER**
PF/SA NO.: **PF-380-541-46 R0**
WORK ORDER NO.: **29282-17 (7723208)**
VENDOR **MFD**

DATE: **10/24/12**
INSPECTOR: **K. CABAN**
ENGINEER: **E. KRAFT** EXT.: **2061**
ROUTE TO: **MTLFNSH**

Reason For Non-Compliance:

Action (UAI,RWK,SCRIP)

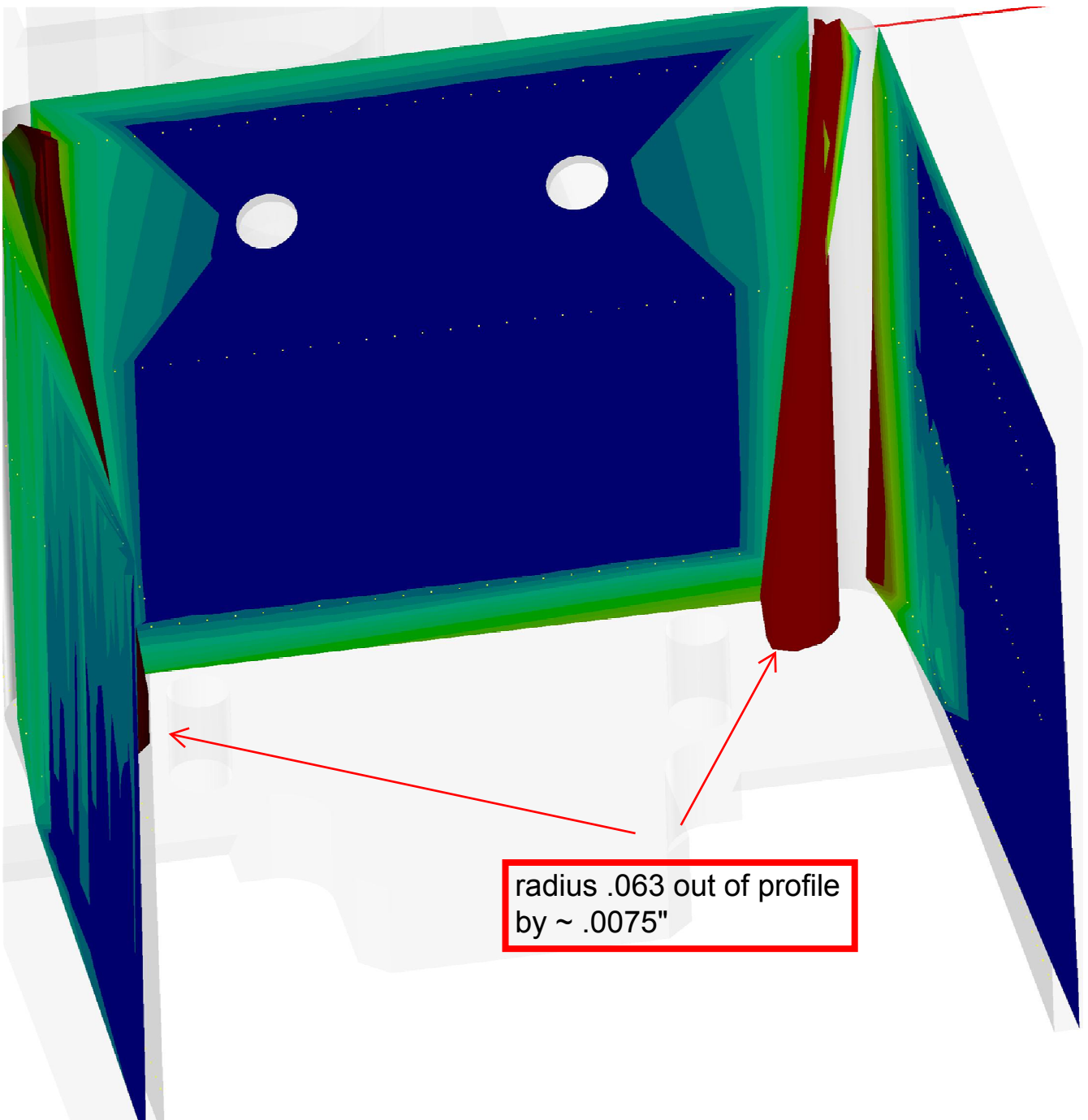
1.  exceeds the ± 0.0005 " tolerance band on the entire surface A-B primarily at the 2X R .062 by 0.0075 on both parts. (See attach profile plots)



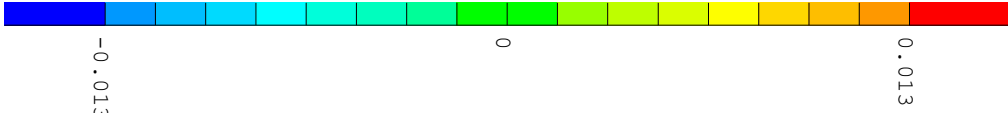
Engineer Signature: _____ Date: _____

PROFILE A-B

(± 0.0005 in)



radius .063 out of profile
by ~ .0075"



Element :	Minium deviation					Maximum deviation				
	No.	Dev.	- X -	- Y -	- Z -	No.	Dev.	- X -	- Y -	- Z -
ACNO\$ALL	100	-0.03182	27.76220	-54.48300	1.52400	34	0.19612	3.06976	-30.00959	1.52400

Description	: EXT SAMPLE HOLDER	Order	: 29282-17 (7723208)
Customer	: E. KRAFT	Department	: MET. QUALITY INSPECTION
Drawing number	: PF-380-541-46	Inspector	: kcaban
Serial number	: 101	Inspection date	: 24-OCT-2012-08:30:57
Remarks	:	QDS-Version	: Quindos7 - V 7.6.12222
Article number	:	Measuring device	: PMM 12 10 6 #581

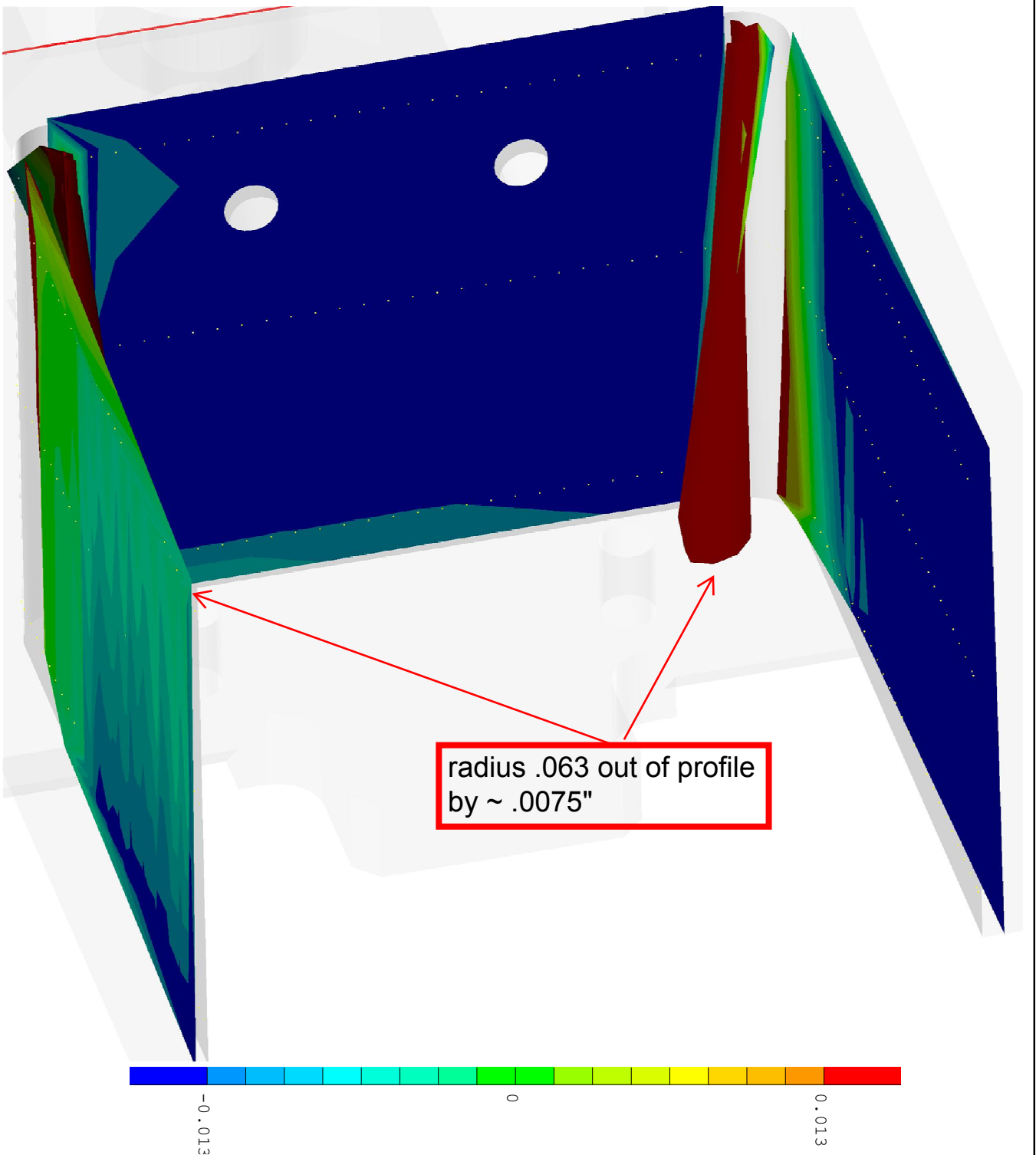
**TABLE UNITS:
METRIC**

PROFILE A-B

TOLERANCE (mm)
+.0127
-.0127

(± 0.0005 in)

Hexagon PTS
Walter-Zapp-Str. 4
35578 Wetzlar
Tel. +49 6441 2109 0
www.Quindos.de



Element :	Minium deviation					Maximum deviation				
	No.	Dev.	- X -	- Y -	- Z -	No.	Dev.	- X -	- Y -	- Z -
ACNO\$ALL	87	-0.03112	27.76220	-44.66124	1.52400	34	0.19981	3.06976	-30.00959	1.52400

Description	: EXT SAMPLE HOLDER	Order	: 29282-17 (7723208)
Customer	: E. KRAFT	Department	: MET. QUALITY INSPECTION
Drawing number	: PF-380-541-46	Inspector	: kcaban
Serial number	: 102	Inspection date	: 24-OCT-2012-07:16:03
Remarks	:	QDS-Version	: Quindos7 - V 7.6.12222
Article number	:	Measuring device	: PMM 12 10 6 #581

TABLE UNITS:
METRIC