


FACET II Magnet Fiducialization Report

1.69D6.28T Dipole



Inspector : K. Caban
Engineer : M. Johansson
Drawing No. : SA-388-320-05 R1
Barcode # : 1.69D6.28T-178701-008
Mfg. S/N : 008

Coordinate System Setup

Spatial Alignment

Symmetry Plane between 2 Pole surfaces

Planar Alignment

Symmetry Plane between the side planes of (2X) Poles

Coordinate Origins


X Origin - Symmetry Plane between poles

Y Origin - Symmetry Plane between the side planes of (2X) Poles

Z Origin - Symmetry plane between Up Stream and Down Stream end surfaces

Barcode # : 1.69D6.28T-178701-008
MFG S/N: 008

Tooling Ball Locations



Tooling Ball	X Coord.	Y Coord.	Z Coord.
TB 1	-7.26006	6.22402	-2.75480
TB 2	-7.24473	6.21942	2.76959
TB 3	7.86116	6.22398	2.75269
TB 4	7.86144	6.22427	-2.77451
TB A	-7.25947	5.53655	-2.75802
TB B	-7.24754	5.53201	2.77289
TB C	7.86262	5.53642	2.75444
TB D	7.86332	5.53704	-2.77676


Tooling Ball Locations (1-4) are 1 inch above top surface TB socket
Tooling Ball Locations (A-D) are 5/16 inch above top surface TB socket

Dimensions in Inch

Barcode # : 1.69D6.28T-178701-008

MFG S/N: 008

Pole Gap Measurements



	Nominal Gap	Average Gap	Minimum Gap	Pole Parallelism
Pole Gap	1.693 ± 0.002	1.69216	1.69217	0.00033

Dimensions in Inch

Barcode # : 1.69D6.28T-178701-008
MFG S/N: 008